



Stock Auditor

Copyright ©1993-2009 Paul Steele FILSA

A firm commitment to the future

INFORMATION PACK AND SAMPLE REPORTS

PS Stock Auditor

Copyright ©1993-2009 Paul Steele FILSA

FULL FEATURED, EASY TO USE SOFTWARE FOR PROFESSIONAL STOCK AUDITORS TO THE LICENSED & CATERING TRADES

The Author

In 1983, when the micro computer was a slow and crawling infant, I worked for a national computer sales company in Liverpool.

I was approached by a stocktaker who, after 20 years experience with a large company, wanted a computer program writing to allow him to start working for himself. The first program was hence born and was still being used right up until the introduction of PS Stock Auditor. Already having a background in the licensed trade, I took an interest in stocktaking and began work as a full time stocktaker in 1984, firstly for a national company and later for myself.

PS Stock Auditor was first released in 1993 and has advanced considerably since then. Now in use by hundreds of stocktakers throughout the UK and Ireland, PS Stock Auditor continues to be enhanced and developed to meet the needs and demands of the fast changing environments of the licensed and catering trades.

Over those years other stocktaking programs have been and gone, often abandoned by their authors. Meanwhile, PS Stock Auditor continues to advance from strength to strength and will do so for many more years to come.



ILTSA

RECOMMENDED BY THE
Institute of Licensed Trade Stock Auditors

Paul Steele is a qualified member of the Institute of Licensed Trade Stock Auditors.

Specifications

Please see the next page for a list of features currently available from PS Stock Auditor.

Speed and Ease of Use

The computer end of your work should be the least time consuming part of the job, allowing you more time to concentrate on practical elements of work. PS Stock Auditor is designed around a philosophy of "minimum in, maximum out." Anything we can include to make life easier for the stocktaker gets a big thumbs up from us.

Support and Updates

All users of the system are invited at any time to contribute their ideas and opinions for future editions of the program. Each and every enhancement to the program has evolved solely from such interaction between end users and author.

When purchasing your PS Stock Auditor license(s) you will receive 6 months free subscription to the *Software Support Scheme*. This includes both updates to the program and unlimited telephone/email/website support. After that time, a small subscription (as little as £15 per month) ensures both you and your software keep up to date with little or no effort.

Price

£850

Single License

£350

Additional Licenses

Prices, specifications and terms subject to change without notice. Prices correct as at 1st April 2009. ILTSA Members' Discount available - see website for details. E&OE.

For further information visit our website at <http://stockauditor.co.uk> or contact:
Paul Steele FILSA PS Stock Auditor 99/198 Moo 9, Piman Chol 2, Central District, Khon Kaen City, Thailand, 40000
From the UK: Office: 0871 425 0123 Fax: 0871 425 0124 Mobile: 07094 200400 Email: enquiries@stockauditor.co.uk

Specifications:

Liquor Stocks:

- Single Bar Results
- Multi Bar Results (up to 9 bars with or without Mainstock and Cellar Agree)

Liquor Reports:

- Liquor Trading Account
- Cellar Differences (for multi-bar results with mainstock)
- Bar Summaries (for each bar, also consolidated report for multi-bar results)
- Extended Sheets
- Stock Audit History (last 45 stocktakes)
- Sales History (last 6 stocktakes in units or measures)
- Sales Comparisons (last 6 stocktakes in units or measures)
- Average Daily Sales (last 6 stocktakes in units or measures)
- Average Weekly Sales (last 6 stocktakes in units or measures)
- Sales per £10,000 takings (last 6 stocktakes)
- Till PLU to actual sales comparisons (differences shown in measures and at selling price)
- Itemised Barrelage reports (sales or purchases) show current period and year to date
- Price Tariffs. For clients to display on bars
- Report listing selling prices needed to achieve a selected GP% for any group
- Vast array of purchase and credit analysis reports when using direct entry purchases facility

Food Stocks :

- Single Bar Results
- Multi Bar Results

Food Reports:

- Food Trading Account (for each "bar", also consolidated report for multi-bar results)
- Itemised Valuation List
- Stock Audit History (last 45 stocktakes)

Liquor / Other Stocks (GP only):

- As foodstocks with option to show selling prices and GP% for each product

Change / Periodic Valuation:

- Valuation Certificate
- Fully Itemised Valuation List

Other Reports:

- Invoicing facility - prints customised invoice to client
- Audit Report facility - allows you to present a full page written report to accompany the result
- Cash Reconciliation facility - produces calculated report and reconciliation of a "safe check." Suitable for most jobs
- "Full Results" - customised selection of different reports printed instantly at the push of a single button
- "Mass Reports" - print "full results" or "worksheets" for many different houses at the same time
- All Reports are displayed in a preview pane prior to printing. You can send reports to any connected printer, or to a PDF file (via any installed PDF writer) or Fax Device (if installed).

Reports General:

- Barrelage figures shown on Liquor Trading account and Bar Summaries to represent either quantities sold or purchased
- Sales Ratios shown for each group as percentage of sales at either cost or selling price
- Days stockholding shown for each product on Extended Sheets, for each group on Bar Summary, and overall on Food Trading Account
- Analysis of purchases and credits on Bar Summary
- Financial Year to Date figures shown on Liquor Trading Account, Bar Summaries and Food Trading Account
- Till reconciliation optionally shown on Bar Summary
- All reports headed with your own name/company name and telephone number
- Customised disclaimer printed on Bar Summaries and Liquor Trading Account

Features:

- Direct entry purchase system eliminates the need to manually write down purchases. Manual purchase recording system can be used if preferred.
- ULTRA easy to use. ULTRA fast processing. **No other competitor matches us for data entry and calculation speed!**
- All facilities at the push of a button - Helpful prompts continuously inform you of what is happening and/or what to do
- 'Safety features' to help prevent incorrect data entry (e.g. nil cost price warning for non FOC products, date validation, maximum Selling Price and GP defined by user to display warning if amounts exceeded)
- Up to 15 group headings - customisable to suit your requirements for each individual house. Up to 150,000 products per house.
- Option to count fractions in tenths or twelfths (or a mixture of both - e.g. Spirits in tenths, Bottled Beers in twelfths, etc.)
- Re-coding facility automatically changes code for selected item in every bar
- Auto-re-code facility sorts products into alphabetical order if required for any or all groups
- Master Description facility allows you to create a "Master File" of codes and descriptions to use on any job you wish. Whenever you enter a new item, you simply enter the code; description and size are extracted automatically from the master
- Automatic creation of new jobs with the option to copy the Product List from any existing job
- Automatic insertion of yield and barrelage information when entering new product descriptions depending on group category and size
- Customisable sales tax description (e.g. VAT/GST), sales tax rate and currency description.
- Simple VAT change facility with the ability to amend takings excl. VAT for stock periods with a VAT rate change midway between stocktakes
- Comprehensive backup and restore system will backup work onto both hard disk and memory stick. Complete stocktakes for previous periods can be recovered instantly.

System Requirements

Computer

Any system capable of running the following:

Recommended: Windows Vista / Windows XP / Windows Server 2003 / Windows 2000

Compatible: Windows NT / Windows Me / Windows 98se / Windows 98 / Windows 95

Optional: Memory Stick / Memory Card for backing up work

Printer

Recommended: Any Windows compatible printer

Optional: PDF Writer/Fax Device for emailing/faxing reports


Visit <http://stockauditor.co.uk/shop/> for ordering details

SAMPLE REPORTS

Prepared by



Tel: 0871 425 0123
Fax: 0871 425 0124
Mob: 07094 200400
email: ps@stockauditor.co.uk



Qualified Member

SECTION	Days Stock	Sales Ratio	Gross Profit%	Consumption at Cost	Estimated Receipts	Purchase Barrelage	Stock on Hand at Cost	Purchases at Cost	Credits at Cost
SPIRITS	70	6.3	68.8	306.55	1154.22 *		695.32	425.59	
FORTIFIED WINES	97	0.5	65.5	24.37	82.96 *		76.30	17.49	
TABLE WINES	25	40.9	50.5	1985.97	4716.93 *		1608.16	2285.29	135.15
CASK ALES	17	13.8	64.8	670.55	2237.76 *	3.00	367.64	652.43	93.20
KEG BEERS & LAGERS	21	20.1	60.2	974.94	2876.32 *	3.89	647.88	922.03	
BOTTLED BEERS	45	1.7	55.5	84.83	223.89 *	0.26	122.89	73.97	
CIDER & PERRIES	36	1.0	57.4	47.37	130.64 *	0.08	54.27	37.47	
MINERALS	39	5.3	68.9	258.87	977.73 *		325.07	217.18	
POSTMIX & CORDIALS	27	4.7	79.6	230.37	1327.73 *		203.23	230.80	24.50
TOBACCO GOODS	52	3.9	11.6	187.34	248.88 *		311.40	301.76	
CRISPS,NUTS,SNACKS	51	1.8	15.0	87.63	121.18 *		144.88	123.71	
CONTAINER DEPOSITS	0	0.0	LOSS	2.34			24.09	5.81	3.77
	29	100%	59.5	4861.13	14098.24 *	7.23	4581.12	5293.53	256.62

ADJUSTMENTS 0.4% OF TAKINGS
Cigarette Adjust. 50.00 *

50.00 *

ALLOWANCES 18.5% OF TAKINGS
Line Clean 5.86%K 168.48 *
Waste 7.03%C 157.36 *
Cask Waste 4.0%C 89.51 *
Members Discount 1601.65 *
Other Waste 13.10 *
Cheap Sales 188.90 *

2219.00 *

11929.24 *

ANALYSIS OF PURCHASES & CREDITS

MATTHEW CLARK	945.79	
SHEPHERD NEAME	3472.78	230.62
SILVER SPRING	449.48	26.00
BOOKER	301.76	
TAVERN SNACKS	123.71	
	<u>5293.53</u>	<u>256.62</u>

NOTES

AUDITOR - PS
CURRENCY - £
VAT @ 17.5%
* INCLUDING VAT
GP% EXCLUDES VAT
RATIO% AT COST

ESTIMATED RECEIPTS EXCL. VAT 10152.54

CONSUMPTION AT COST EXCL. VAT 4861.13

52.1% PROFIT ESTIMATED GROSS PROFIT EXCL. VAT 5291.41

ACTUAL RECEIPTS EXCL. VAT 10203.56

CONSUMPTION AT COST EXCL. VAT 4861.13

52.4% PROFIT ACTUAL GROSS PROFIT EXCL. VAT 5342.43

ACTUAL RECEIPTS INCL. VAT 11989.18

ESTIMATED RECEIPTS INCL. VAT 11929.24

0.5% OF SALES RESULT SURPLUS INCL. VAT 59.94

TILL RECONCILIATION 32.76 SHORT

YEAR TO DATE FROM 01/10/07

TAKINGS Incl VAT	60726.56
TAKINGS Excl VAT	51682.18
GROSS PROFIT	26495.77 51.3%
RESULT SHORTAGE	234.26 0.4%

SAMPLE LETTERHEAD

Tel: 0871 425 0123
Fax: 0871 425 0124
Mob: 07094 200400
Email: ps@stockauditor.co.uk

CERTIFICATE OF VALUATION

Date (Tax point) : 2 April 2008

Our Ref : S99/139

In the matter of : SAMPLE SINGLE BAR, ANY TOWN, ANY COUNTY

According to instructions received we, the undersigned, having made a valuation of the stock-in-trade in and upon the above premises are of the opinion that the value of said stock as at close of business Tuesday 1 April 2008 was :


SPIRITS	673.60
FORTIFIED WINES	76.30
TABLE WINES	1600.75
CASK ALES	367.64
KEG BEERS & LAGERS	633.92
BOTTLED BEERS	122.89
CIDER & PERRIES	54.27
MINERALS	323.31
POSTMIX & CORDIALS	214.83
TOBACCO GOODS	309.61
CRISPS,NUTS,SNACKS	135.62
CONTAINER DEPOSITS	24.09

TOTAL STOCK VALUE **4536.81**

(At cost value and excluding VAT)

Meter Readings:

Gas: 012345
Elec: 123456789
Water: 01234



George W. Bush

Description	Size	Cost Price	Selling Price	Bar Price	Gross Profit%	Opening Stock	Purchases	Credits	Closing Stock	Sales	Sales at Selling	Days Stock
<u>SPIRITS</u>												
COURVOISIER	150	32.97	96.00	1.60	59.6	0.9	1.0		1.2	0.7	67.20	53
REMY MARTIN VSOP	70	22.58	63.00	2.25	57.9	1.3			1.3			300+
BELLS	150	21.44	75.00	1.25	66.4	0.6	3.0		3.4	0.2	15.00	300+
FAMOUS GROUSE	150	22.00	75.00	1.25	65.5	1.3	3.0		2.2	2.1	157.50	32
THE MACALLAN	70	19.77	49.00	1.75	52.6	0.5			0.4	0.1	4.90	124
BUSHMILLS MALT	70	17.70	49.00	1.75	57.6	1.3			1.3			300+
JOHN JAMESON	150	24.10	90.00	1.50	68.5	0.5			0.1	0.4	36.00	8
JOHN JAMESON	70	12.10	42.00	1.50	66.1	1.0			1.0			300+
CANADIAN CLUB	70	12.56	42.00	1.50	64.9	0.4			0.3	0.1	4.20	93
JACK DANIELS	70	13.71	42.00	1.50	61.6	1.4	2.0		1.9	1.5	63.00	39
SOUTHERN COMFORT	70	11.58	42.00	1.50	67.6	1.4			1.0	0.4	16.80	78
GORDONS	150	19.12	75.00	1.25	70.0	2.2	6.0		4.3	3.9	292.50	34
BACARDI	150	21.21	75.00	1.25	66.8	1.8	1.0		2.1	0.7	52.50	93
CAPTAIN MORGAN	150	21.17	75.00	1.25	66.8	1.7			1.6	0.1	7.50	300+
MORGANS SPICED	70	10.81	42.00	1.50	69.8	1.7			1.2	0.5	21.00	74
VLADIVAR	150	17.47*	75.00	1.25	72.6	2.5	3.0		2.2	3.3	247.50	21
ARCHERS PEACH	70	8.79	42.00	1.50	75.4	1.5	1.0		1.7	0.8	33.60	66
BAILEYS IRISH CREAM	70	9.21	42.00	1.50	74.2	2.1	1.0		2.9	0.2	8.40	300+
BENEDICTINE	70	15.87	42.00	1.50	55.6	1.1			1.1			300+
CAMPARI	70	10.88	33.60	1.20	62.0	0.9			0.6	0.3	10.08	62
CHERRY BRANDY	50	7.12	30.00	1.50	72.1	0.4			0.4			300+
COINTREAU	70	13.34	42.00	1.50	62.7	0.5			0.4	0.1	4.20	124
CREME DE MENTHE	70	9.18	42.00	1.50	74.3	1.0			1.0			300+
DRAMBUIE	70	15.05	42.00	1.50	57.9	1.0			1.0			300+
GRAND MARNIER	70	13.62	42.00	1.50	61.9	0.9			0.9			300+
KUMMEL	50	12.94	30.00	1.50	49.3	2.1			2.0	0.1	3.00	300+
MALIBU	70	8.77*	42.00	1.50	75.5	1.2	2.0		2.0	1.2	50.40	52
PERNOD	70	10.25	42.00	1.50	71.3	1.0			0.7	0.3	12.60	72
PIMMS NO1	70	9.60	43.40	1.55	74.0	2.3			2.2	0.1	4.34	300+
TIA MARIA	70	11.01	42.00	1.50	69.2	2.2	1.0		2.2	1.0	42.00	68
						38.7	24.0		44.6	18.1		
											SALES AT SELLING	1154.22
											CLOSING AT COST	695.32
											SALES AT COST	306.55
<u>FORTIFIED WINES</u>												
CINZANO BIANCO	75	4.99*	18.75	1.25	68.7	2.0	1.0		2.4	0.6	11.25	124
DUBONNET	75	5.00	18.75	1.25	68.7	0.5			0.5			300+
MARTINI EXTRA DRY	75	4.58	18.75	1.25	71.3	0.8			0.2	0.6	11.25	10
MARTINI ROSSO	150	8.91	37.50	1.25	72.1	0.9			0.8	0.1	3.75	248
TODDS V.C.	75	6.25	18.75	1.25	60.8	3.4	2.0		3.2	2.2	41.25	45
CROFT ORIGINAL	75	6.70	27.00	1.80	70.8	1.1			1.0	0.1	2.70	300+
HARVEYS BRISTOL	75	8.09	27.00	1.80	64.8	1.4			1.2	0.2	5.40	186
HARVEYS CLASSIC	75	6.56	27.00	1.80	71.5	0.8			0.6	0.2	5.40	93
HARVEYS DUNE	75	6.60	27.00	1.80	71.3	0.6			0.6			300+
ANGOSTURA BITTERS	20	4.05			LOSS	1.0			1.0			300+
STONES GINGER WINE	70	3.88	19.60	0.70	76.7	1.5			1.4	0.1	1.96	300+
						14.0	3.0		12.9	4.1		
											SALES AT SELLING	82.96
											CLOSING AT COST	76.30
											SALES AT COST	24.37
<u>TABLE WINES</u>												
<u>RESTAURANT WINES</u> ###												
CATTIER	75	10.80	23.65	23.65	46.3	8.0	18.0		13.0	13.0	307.45	31
CONDE DE CARALT	75	5.17	12.35	12.35	50.8	27.0			15.0	12.0	148.20	39
FLEURIE	75	6.52*	14.15	14.15	45.9	16.0	12.0	6.0	21.0	1.0	14.15	300+
CHATEAU CLUZAN	75	4.18	10.40	10.40	52.8	10.0	6.0		8.0	8.0	83.20	31
COTES DU RHONE	75	4.99	12.60	12.60	53.5	9.0	12.0		15.0	6.0	75.60	78
MACON LUGNY	75	5.40	12.35	12.35	48.6	12.0	12.0		19.0	5.0	61.75	118
TIMARA SAUVIGNON	75	4.72	10.35	10.35	46.4	10.0	48.0		16.0	42.0	434.70	12
BOONABURRA CHARD.	75	4.14	10.05	10.05	51.6	14.0	12.0		22.0	4.0	40.20	171
EL COTA CRIANZA	75	5.31	12.55	12.55	50.3	24.0	55.0	18.0	11.0	50.0	627.50	7
BOONABURRA SHIRAZ	75	4.14*	10.85	10.85	55.2	12.0	36.0		17.0	31.0	336.35	17
CARMEN MERLOT	75	4.54	11.35	11.35	53.0	13.0	12.0		3.0	22.0	249.70	4
FRASCATI SUPERIORE	75	3.73	9.85	9.85	55.5	14.0			6.0	8.0	78.80	23
POUILLY FUME	75	6.75	14.20	14.20	44.1	12.0	24.0		22.0	14.0	198.80	49
PAREE WHITE	75	3.06	7.50	7.50	52.1	29.0	36.0		29.2	35.8	268.50	25
PAREE MEDIUM	75	3.06	7.50	7.50	52.1	9.5	6.0		7.1	8.4	63.00	26
PAREE WHITE	150	6.12	14.80	1.85	51.4	12.4	36.0		15.8	32.6	482.48	15

Description	Size	Cost Price	Selling Price	Bar Price	Gross Profit%	Opening Stock	Purchases	Credits	Closing Stock	Sales	Sales at Selling	Days Stock
<u>TABLE WINES Contd.</u>												
PAREE MERLOT	75	3.37	7.50	7.50	47.2	43.4	48.0		41.5	49.9	374.25	26
<u>WINE OF THE MONTH</u>												
TERRA ANDINA ROSE	75	3.96	9.80	2.45	52.5	4.2				4.2	41.16	
ETCHART CHARDONNAY	75	2.99	9.60	2.40	63.4	7.5				7.5	72.00	
ETCHART CAB.SAUV.	75	4.49*	9.60	2.40	45.0	12.5				12.5	120.00	
TWIN OAKS WHITE	75	4.49*	11.00	2.75	52.0		24.0		17.1	6.9	75.90	77
TWIN OAKS RED	75	4.49*	11.00	2.75	52.0		60.0		28.9	31.1	342.10	29
KELLYS REVENGE	75	3.40*	9.80	2.45	59.2		12.0		-3.0	15.0	147.00	-6
MULLED WINE	100	6.18	13.48	2.45	46.1	8.5			3.0	5.5	74.14	17
						308.0	469.0	24.0	327.6	425.4		
											SALES AT SELLING	4716.93
											CLOSING AT COST	1608.16
											SALES AT COST	1985.97
<u>CASK ALES</u>												
MASTERBREW	GAL	5.18*	17.28	2.16	64.8	92.5	126.0	18.0	71.0	129.5	2237.76	17
						92.5	126.0	18.0	71.0	129.5		
											SALES AT SELLING	2237.76
											CLOSING AT COST	367.64
											SALES AT COST	670.55
<u>KEG BEERS & LAGERS</u>												
MILD	GAL	5.15	16.16	2.02	62.6	5.0	9.0		7.0	7.0	113.12	31
MASTERBREW SMOOTH	GAL	5.43	17.92	2.24	64.4	10.0			2.0	8.0	143.36	8
TETLEY SMOOTH	GAL	6.05*	17.44	2.18	59.2	11.0	11.0		12.0	10.0	174.40	37
HURLIMANN	GAL	6.98	20.96	2.62	60.9	20.0	22.0		20.0	22.0	461.12	28
ORANGEBOOM	GAL	6.33	18.88	2.36	60.6	31.0	44.0		25.0	50.0	944.00	16
STEINBOCK	GAL	6.06	17.92	2.24	60.3	11.0	22.0		13.0	20.0	358.40	20
GUINNESS	GAL	7.69*	21.76	2.72	58.5	11.0	22.0		11.0	22.0	478.72	16
MURPHYS	GAL	7.47	20.32	2.54	56.8	9.0	10.0		9.0	10.0	203.20	28
						108.0	140.0		99.0	149.0		
											SALES AT SELLING	2876.32
											CLOSING AT COST	647.88
											SALES AT COST	974.94
<u>BOTTLED BEERS</u>												
SHEP.NEAME LIGHT	275	5.15	14.40	1.20	58.0	4:11	4:0		4:10	4:1	58.80	37
BUDWEISER	330	10.58	26.64	2.22	53.4	2:7			2:0	0:7	15.54	106
HOLSTEN PILS NRB	275	10.10	25.80	2.15	54.0	1:6			1:1	0:5	10.75	81
HOLSTEN O%	330	4.93	14.88	1.24	61.1	3:0	2:0		1:9	3:3	48.36	17
GUINNESS	275	6.02	17.52	1.46	59.6	0:8			0:5	0:3	4.38	52
MACKESON NRB	275	5.28	16.20	1.35	61.7	2:8	2:0		3:2	1:6	24.30	65
CELEBRATION ALE	500	15.30	31.44	2.62	42.8	1:0	1:4		1:8	0:8	20.96	77
NEWCASTLE BROWN	550	12.55*	28.80	2.40	48.8	1:5	1:0		1:0	1:5	40.80	22
						17:9	10:4		15:11	12:2		
											SALES AT SELLING	223.89
											CLOSING AT COST	122.89
											SALES AT COST	84.83
<u>CIDER & PERRIES</u>												
RED SQUARE	275	8.93	27.60	2.30	62.0	4:3			1:11	2:4	64.40	25
SMIRNOFF ICE	275	11.25	27.60	2.30	52.1	0:6	2:0		1:5	1:1	29.90	41
WOODPECKER	275	7.49*	18.96	1.58	53.6	2:9	2:0		2:10	1:11	36.34	46
						7:6	4:0		6:2	5:4		
											SALES AT SELLING	130.64
											CLOSING AT COST	54.27
											SALES AT COST	47.37
<u>MINERALS</u>												
SCHWEPPE MIXERS	125	2.35	8.40	0.70	67.2	29:5	14:0		21:5	22:0	184.80	30
SCHWEPPE JUICES	125	2.56	10.08	0.84	70.2	13:2	4:0		15:3	1:11	19.32	247
APPLETISER	275	6.00	15.60	1.30	54.8	2:5			2:0	0:5	6.50	149
BRITVIC J2O	275	5.43	15.60	1.30	59.1	18:0	16:0		19:5	14:7	227.50	41
COKE/DIET	200	3.65	10.44	0.87	59.0	5:11			4:8	1:3	13.05	116
HIGHLAND SPRING	330	2.50	10.80	0.90	72.9	4:1	4:0		2:8	5:5	58.50	15
H.SPRING SPARKLING	330	3.23	10.80	0.90	64.9	3:4	2:0		3:3	2:1	22.50	48
PERF.CLEAR (FOC)	500		10.44	0.87	100.0	1:5	1:0		1:6	0:11	9.57	51
SCH.SLIM ORANGE	200	3.52	11.64	0.97	64.5	4:6	4:0		5:10	2:8	31.04	68
SCHWEPPE JUICES	200	3.85	14.64	1.22	69.1	12:2			5:11	6:3	91.50	29
COKE/DIET SC	330	2.50	11.28	0.94	74.0	13:7	18:0		12:2	19:5	219.02	19

Description	Size	Cost Price	Selling Price	Bar Price	Gross Profit%	Opening Stock	Purchases	Credits	Closing Stock	Sales	Sales at Selling	Days Stock
<u>MINERALS Contd.</u>												
HIGHLAND SPRING	100	5.89	21.60	1.80	68.0	0:10	1:0		0:6	1:4	28.80	12
LEMONADE/G.BEER	100	3.00	31.50	0.75	88.8	2:8	2:0		2:7	2:1	65.63	38
						111:6	66:0		97:2	80:4		
										SALES AT SELLING	977.73	
										CLOSING AT COST	325.07	
										SALES AT COST	258.87	
<u>POSTMIX & CORDIALS</u>												
SQUASH/CORDIAL	100	0.80*	3.00	0.15	68.7	19.5	15.0		17.5	17.0	51.00	32
POSTMIX COLA/LEMON	100	2.14	15.75	0.75	84.0	60.0	45.0		49.5	55.5	874.13	28
POST.ORANGE JUICE	100	4.90*	20.13	1.15	71.4	17.0	25.0	5.0	17.0	20.0	402.60	26
						96:5	85:0	5:0	84:0	92:5		
										SALES AT SELLING	1327.73	
										CLOSING AT COST	203.23	
										SALES AT COST	230.37	
<u>TOBACCO GOODS</u>												
MATCHES	DOZ	0.36	1.20	0.10	64.8	5:8			4:4	1:4	1.60	101
HAMLET	5	2.44	3.40	3.40	15.7	12:0	20:0		23:0	9:0	30.60	79
HAMLET	EA	0.49	0.68	0.68	15.7	106:0	100:0		144:0	62:0	42.16	72
H.W.HALF CORONA	EA	0.90	1.24	1.24	15.1	16:0	50:0		18:0	48:0	59.52	12
BENSON & HEDGES	20	3.98	5.00	5.00	6.4	8:0	20:0		23:0	5:0	25.00	143
SILK CUT PURPLE	20	3.98	5.00	5.00	6.4	17:0	20:0		19:0	18:0	90.00	33
						164:8	210:0		231:4	143:4		
										SALES AT SELLING	248.88	
										CLOSING AT COST	311.40	
										SALES AT COST	187.34	
<u>CRISPS.NUTS.SNACKS</u>												
CASHEW NUTS	DOZ	4.20	5.76	0.48	14.4	1:8			0:9	0:11	5.28	25
CRISPS (ROUGH CUT)	DOZ	2.53	4.20	0.35	29.2	5:6	12:0		12:3	5:3	22.05	72
CRISPS (SUPER)	DOZ	2.36	4.20	0.35	34.1	3:0			1:7	1:5	5.95	35
DRY ROAST NUTS	DOZ	3.00	5.52	0.46	36.2	4:11	4:0		6:1	2:10	15.64	67
MINI CHEDDARS	DOZ	3.40	5.76	0.48	30.6	3:0	10:0		8:8	4:4	24.96	62
NUTS & RAISINS	DOZ	3.69	5.52	0.46	21.5	1:8			1:4	0:4	1.84	124
POCO LOCO	DOZ	4.04	7.44	0.62	36.1	4:9	1:4		3:10	2:3	16.74	53
PORK SCRATCHINGS	DOZ	4.69*	5.76	0.48	4.3	1:11	1:0		2:2	0:9	4.32	90
SALTED NUTS	DOZ	2.65	4.80	0.40	35.3	5:0	6:0		5:11	5:1	24.40	36
LEMONS	JAR	1.19			LOSS	7:0	18:0		11:0	14:0		24
						38:5	52:4		53:7	37:2		
										SALES AT SELLING	121.18	
										CLOSING AT COST	144.88	
										SALES AT COST	87.63	
<u>CONTAINER DEPOSITS</u>												
CASES	EA	1.00			LOSS	19:0	3:0	2:0	18:0	2:0		
SMALL BOTTLES	DOZ	0.52			LOSS	7:1	4:0	2:0	8:8	0:5		
PINT BOTTLES	DOZ	0.73			LOSS	2:4	1:0	1:0	2:2	0:2		
						28:5	8:0	5:0	28:10	2:7		
										SALES AT SELLING	0.00	
										CLOSING AT COST	24.09	
										SALES AT COST	2.34	
<u>FINAL TOTALS</u>												
LC 122										SALES AT SELLING	14098.24	
										CLOSING AT COST	4581.12	
										SALES AT COST	4861.13	

TILL PLU TO ACTUAL SALES COMPARISON

Item Code	Description	Size	Cost Price	Selling Price	Bar Price	Actual Consumption	Sales per Till PLU	Difference	Difference @ Selling Price	OVER	SHORT
<u>SPIRITS</u>											
10350	COURVOISIER	150	32.97	96.00	1.60	42	37	-5			8.00
10400	REMY MARTIN VSOP	70	22.58	63.00	2.25		1	1	2.25		
11105	BELLS	150	21.44	75.00	1.25	12	12				
11300	FAMOUS GROUSE	150	22.00	75.00	1.25	126	124	-2			2.50
12650	THE MACALLAN	70	19.77	49.00	1.75	3	2	-1			1.75
13145	JOHN JAMESON	150	24.10	90.00	1.50	24	19	-5			7.50
13280	CANADIAN CLUB	70	12.56	42.00	1.50	3	2	-1			1.50
13310	JACK DANIELS	70	13.71	42.00	1.50	42	39	-3			4.50
13350	SOUTHERN COMFORT	70	11.58	42.00	1.50	11	13	2	3.00		
13480	GORDONS	150	19.12	75.00	1.25	234	231	-3			3.75
13615	BACARDI	150	21.21	75.00	1.25	42	40	-2			2.50
13665	CAPTAIN MORGAN	150	21.17	75.00	1.25	6	7	1	1.25		
13700	MORGANS SPICED	70	10.81	42.00	1.50	14	12	-2			3.00
13985	VLADIVAR	150	17.47*	75.00	1.25	198	198				
14070	ARCHERS PEACH	70	8.79	42.00	1.50	22	19	-3			4.50
14210	BAILEYS IRISH CREAM	70	9.21	42.00	1.50	6	6				
14610	CAMPARI	70	10.88	33.60	1.20	8	13	5	6.00		
14650	COINTREAU	70	13.34	42.00	1.50	3	2	-1			1.50
14810	DRAMBUIE	70	15.05	42.00	1.50		1	1	1.50		
15380	GRAND MARNIER	70	13.62	42.00	1.50		1	1	1.50		
16240	KUMMEL	50	12.94	30.00	1.50	2	2				
16600	MALIBU	70	8.77*	42.00	1.50	34	30	-4			6.00
17240	PERNOD	70	10.25	42.00	1.50	8	5	-3			4.50
17260	PIMMS NO1	70	9.60	43.40	1.55	3	3				
18020	TIA MARIA	70	11.01	42.00	1.50	28	25	-3			4.50
										15.50	56.00
											15.50
									SPIRITS SHORT		40.50
<u>FORTIFIED WINES</u>											
20150	CINZANO BIANCO	75	4.99*	18.75	1.25	9	8	-1			1.25
20750	MARTINI EXTRA DRY	75	4.58	18.75	1.25	9	9				
20765	MARTINI ROSSO	150	8.91	37.50	1.25	3	3				
24050	TODDS V.C.	75	6.25	18.75	1.25	33	30	-3			3.75
25150	CROFT ORIGINAL	75	6.70	27.00	1.80	2	2				
25200	HARVEYS BRISTOL	75	8.09	27.00	1.80	3	3				
25300	HARVEYS CLASSIC	75	6.56	27.00	1.80	3	1	-2			3.60
28950	STONES GINGER WINE	70	3.88	19.60	0.70	3	5	2	1.40		
										1.40	8.60
											1.40
									FORTIFIED WINES SHORT		7.20
<u>TABLE WINES</u>											
31010	CATTIER	75	10.80	23.65	23.65	13	14	1	23.65		
31020	CONDE DE CARALT	75	5.17	12.35	12.35	12	12				
31030	FLEURIE	75	6.52*	14.15	14.15	1	7	6	84.90		
31040	CHATEAU CLUZAN	75	4.18	10.40	10.40	8	8				
31050	COTES DU RHONE	75	4.99	12.60	12.60	6	6				
31085	MACON LUGNY	75	5.40	12.35	12.35	5	5				
31095	TIMARA SAUVIGNON	75	4.72	10.35	10.35	42	43	1	10.35		
31108	BOONABURRA CHARD.	75	4.14	10.05	10.05	4	4				
31120	EL COTA CRIANZA	75	5.31	12.55	12.55	50	54	4	50.20		
31145	BOONABURRA SHIRAZ	75	4.14*	10.85	10.85	31	29	-2			21.70
31155	CARMEN MERLOT	75	4.54	11.35	11.35	22	23	1	11.35		
31275	FRASCATI SUPERIORE	75	3.73	9.85	9.85	8	9	1	9.85		
31435	POUILLY FUME	75	6.75	14.20	14.20	14	16	2	28.40		
31490	PAREE WHITE	75	3.06	7.50	7.50	36	36				
32035	PAREE MEDIUM	75	3.06	7.50	7.50	8	8				
32040	PAREE WHITE	150	6.12	14.80	1.85	261	263	2	3.70		
32100	PAREE MERLOT	75	3.37	7.50	7.50	50	53	3	22.50		

TILL PLU TO ACTUAL SALES COMPARISON

Item Code	Description	Size	Cost Price	Selling Price	Bar Price	Actual Consumption	Sales per Till PLU	Difference	Difference @ Selling Price		
									OVER	SHORT	
<u>TABLE WINES Contd.</u>											
35290	TERRA ANDINA ROSE	75	3.96	9.80	2.45	17	17				
35380	ETCHART CHARDONNAY	75	2.99	9.60	2.40	30	30				
35390	ETCHART CAB.SAUV.	75	4.49*	9.60	2.40	50	50				
35400	TWIN OAKS WHITE	75	4.49*	11.00	2.75	28	26	-2		5.50	
35410	TWIN OAKS RED	75	4.49*	11.00	2.75	124	125	1	2.75		
35420	KELLYS REVENGE	75	3.40*	9.80	2.45	60	51	-9		22.05	
39000	MULLED WINE	100	6.18	13.48	2.45	30	24	-6		14.70	
									247.65	63.95	
									63.95		
									TABLE WINES OVER		
									183.70		
<u>CASK ALES</u>											
43551	MASTERBREW	GAL	5.18*	17.28	2.16	1036	1029	-7		15.12	
									0.00	15.12	
										0.00	
									CASK ALES SHORT		
										15.12	
<u>KEG BEERS & LAGERS</u>											
52950	MILD	GAL	5.15	16.16	2.02	56	49	-7		14.14	
53562	MASTERBREW SMOOTH	GAL	5.43	17.92	2.24	64	57	-7		15.68	
55600	TETLEY SMOOTH	GAL	6.05*	17.44	2.18	80	71	-9		19.62	
56450	HURLIMANN	GAL	6.98	20.96	2.62	176	174	-2		5.24	
56800	ORANGEBOOM	GAL	6.33	18.88	2.36	400	393	-7		16.52	
56900	STEINBOCK	GAL	6.06	17.92	2.24	160	158	-2		4.48	
59501	GUINNESS	GAL	7.69*	21.76	2.72	176	167	-9		24.48	
59600	MURPHYS	GAL	7.47	20.32	2.54	80	79	-1		2.54	
									0.00	102.70	
										0.00	
									KEG BEERS & LAGERS SHORT		
										102.70	
<u>BOTTLED BEERS</u>											
60790	SHEP.NEAME LIGHT	275	5.15	14.40	1.20	49	45	-4		4.80	
63055	BUDWEISER	330	10.58	26.64	2.22	7	7				
63405	HOLSTEN PILS NRB	275	10.10	25.80	2.15	5	5				
63410	HOLSTEN O%	330	4.93	14.88	1.24	39	37	-2		2.48	
65450	GUINNESS	275	6.02	17.52	1.46	3	3				
65505	MACKESON NRB	275	5.28	16.20	1.35	18	18				
66850	CELEBRATION ALE	500	15.30	31.44	2.62	8	15	7	18.34		
67000	NEWCASTLE BROWN	550	12.55*	28.80	2.40	17	18	1	2.40		
									20.74	7.28	
									7.28		
									BOTTLED BEERS OVER		
									13.46		
<u>CIDER & PERRIES</u>											
73805	RED SQUARE	275	8.93	27.60	2.30	28	23	-5		11.50	
74805	SMIRNOFF ICE	275	11.25	27.60	2.30	13	13				
75805	WOODPECKER	275	7.49*	18.96	1.58	23	20	-3		4.74	
									0.00	16.24	
										0.00	
									CIDER & PERRIES SHORT		
										16.24	

TILL PLU TO ACTUAL SALES COMPARISON

Item Code	Description	Size	Cost Price	Selling Price	Bar Price	Actual Consumption	Sales per Till PLU	Difference	Difference @ Selling Price	OVER	SHORT
<u>MINERALS</u>											
80140	SCHWEPES MIXERS	125	2.35	8.40	0.70	264	260	-4			2.80
80240	SCHWEPES JUICES	125	2.56	10.08	0.84	23	67	44	36.96		
80996	APPLETISER	275	6.00	15.60	1.30	5	4	-1			1.30
81100	BRITVIC J2O	275	5.43	15.60	1.30	175	173	-2			2.60
82300	COKE/DIET	200	3.65	10.44	0.87	15	14	-1			0.87
82445	HIGHLAND SPRING	330	2.50	10.80	0.90	65	63	-2			1.80
82450	H.SPRING SPARKLING	330	3.23	10.80	0.90	25	25				
83561	PERF.CLEAR (FOC)	500		10.44	0.87	11	11				
84190	SCH.SLIM ORANGE	200	3.52	11.64	0.97	32	33	1	0.97		
84220	SCHWEPES JUICES	200	3.85	14.64	1.22	75	75				
85150	COKE/DIET SC	330	2.50	11.28	0.94	233	226	-7			6.58
86400	HIGHLAND SPRING	100	5.89	21.60	1.80	16	15	-1			1.80
86510	LEMONADE/G.BEER	100	3.00	31.50	0.75	88	88				
										37.93	17.75
										17.75	
									MINERALS OVER	20.18	
<u>POSTMIX & CORDIALS</u>											
97000	SQUASH/CORDIAL	100	0.80*	3.00	0.15	340	364	24	3.60		
98550	POSTMIX COLA/LEMONI00		2.14	15.75	0.75	1166	902	-264			198.00
98600	POST.ORANGE JUICE	100	4.90*	20.13	1.15	350	432	82	94.30		
										97.90	198.00
										97.90	97.90
									POSTMIX & CORDIALS SHORT		100.10
<u>TOBACCO GOODS</u>											
100050	MATCHES	DOZ	0.36	1.20	0.10	16	13	-3			0.30
103149	HAMLET	5	2.44	3.40	3.40	9		-9			30.60
103150	HAMLET	EA	0.49	0.68	0.68	62	150	88	59.84		
103210	H.W.HALF CORONA	EA	0.90	1.24	1.24	48	135	87	107.88		
105000	BENSON & HEDGES	20	3.98	5.00	5.00	5	5				
105010	SILK CUT PURPLE	20	3.98	5.00	5.00	18	25	7	35.00		
										202.72	30.90
										30.90	
									TOBACCO GOODS OVER	171.82	
<u>CRISPS,NUTS,SNACKS</u>											
110100	CASHEW NUTS	DOZ	4.20	5.76	0.48	11	9	-2			0.96
110200	CRISPS (ROUGH CUT)	DOZ	2.53	4.20	0.35	63	51	-12			4.20
110205	CRISPS (SUPER)	DOZ	2.36	4.20	0.35	17	17				
110300	DRY ROAST NUTS	DOZ	3.00	5.52	0.46	34	33	-1			0.46
111901	MINI CHEDDARS	DOZ	3.40	5.76	0.48	52	37	-15			7.20
112000	NUTS & RAISINS	DOZ	3.69	5.52	0.46	4	2	-2			0.92
112950	POCO LOCO	DOZ	4.04	7.44	0.62	27	27				
113000	PORK SCRATCHINGS	DOZ	4.69*	5.76	0.48	9	8	-1			0.48
114000	SALTED NUTS	DOZ	2.65	4.80	0.40	61	46	-15			6.00
										0.00	20.22
											0.00
									CRISPS,NUTS,SNACKS SHORT		20.22
									FINAL TOTAL OVER	87.08	

Stock Date	No of Days	Takings Incl. VAT	Av. Daily Takings	Gross Profit	Barrel -age	Result	Stock on Hand	Days Stock
29/06/04	28	14650.98	523.25	6612.76	53.0%	10.3 (43.40 SHORTAGE 0.3%)	4144.65	20
05/08/04	37	19623.97	530.38	8202.92	49.1%	18.3 (175.89 SHORTAGE 0.9%)	4867.87	21
31/08/04	26	12527.13	481.81	5657.10	53.1%	8.4 39.08 SURPLUS 0.3%	3912.19	20
01/10/04	31	13109.99	422.90	5694.16	51.0%	11.4 (156.41 SHORTAGE 1.2%)	3412.41	19
02/11/04	32	10578.28	330.57	4602.17	51.1%	11.8 29.29 SURPLUS 0.3%	4268.46	31
03/12/04	31	11712.63	377.83	5126.48	51.4%	7.4 (98.59 SHORTAGE 0.8%)	3318.74	21
05/01/05	33	12307.34	372.95	5155.89	49.2%	12.5 53.23 SURPLUS 0.4%	4646.54	29
02/02/05	28	7443.06	265.82	3096.08	48.9%	5.1 56.57 SURPLUS 0.8%	3594.17	31
02/03/05	28	8636.87	308.46	3671.94	50.0%	6.2 (34.65 SHORTAGE 0.4%)	3784.29	29
30/03/05	28	9967.69	355.99	4556.72	53.7%	10.7 68.23 SURPLUS 0.7%	3860.63	28
04/05/05	35	15649.96	447.14	7177.44	53.9%	14.0 29.52 SURPLUS 0.2%	3846.22	22
01/06/05	28	12248.96	437.46	5752.86	55.2%	10.9 51.15 SURPLUS 0.4%	3594.37	22
29/06/05	28	13941.70	497.92	6316.01	53.2%	12.9 (46.38 SHORTAGE 0.3%)	4184.84	21
31/07/05	32	14642.16	457.57	6395.80	51.3%	15.0 43.35 SURPLUS 0.3%	4808.19	25
31/08/05	31	15985.23	515.65	7546.16	55.5%	13.2 163.38 SURPLUS 1.0%	4381.78	22
01/10/05	31	16754.26	540.46	7102.36	49.8%	12.7 5.62 SURPLUS 0.0%	4168.56	18
02/11/05	32	13284.01	415.13	5833.42	51.6%	13.1 24.04 SURPLUS 0.2%	4483.98	26
30/11/05	28	9357.65	334.20	3959.82	49.7%	7.4 12.10 SURPLUS 0.1%	4867.63	34
04/01/06	35	13600.53	388.59	5814.83	50.2%	8.5 39.35 SURPLUS 0.3%	3822.23	23
01/02/06	28	9723.70	347.28	4260.32	51.5%	9.2 (47.22 SHORTAGE 0.5%)	4421.62	31
01/03/06	28	7720.16	275.72	3253.36	49.5%	6.1 (49.21 SHORTAGE 0.6%)	4040.35	34
04/04/06	34	11856.33	348.72	5424.86	53.8%	9.8 61.09 SURPLUS 0.5%	4023.98	29
02/05/06	28	11976.07	427.72	5277.51	51.8%	11.4 59.32 SURPLUS 0.5%	4837.92	28
30/05/06	28	13955.35	498.41	5990.98	50.4%	10.6 38.23 SURPLUS 0.3%	4440.96	21
03/07/06	34	14768.31	434.36	6485.89	51.6%	12.2 9.77 SURPLUS 0.1%	4691.44	26
01/08/06	29	16272.90	561.13	7051.81	50.9%	12.3 29.67 SURPLUS 0.2%	4563.98	19
05/09/06	35	16787.20	479.63	7482.66	52.4%	14.7 (68.78 SHORTAGE 0.4%)	4744.76	24
01/10/06	26	11138.61	428.41	4739.10	50.0%	10.4 (24.79 SHORTAGE 0.2%)	4912.15	27
31/10/06	30	10350.35	345.01	4586.48	52.1%	6.4 476.18 SURPLUS 4.6%	3977.26	28
05/12/06	35	12004.89	343.00	5115.48	50.1%	9.7 29.66 SURPLUS 0.2%	4746.68	33
03/01/07	29	11700.27	403.46	4896.44	49.2%	8.5 111.71 SURPLUS 1.0%	4044.42	23
30/01/07	27	9662.59	357.87	4250.76	51.7%	7.5 70.59 SURPLUS 0.7%	4222.46	29
27/02/07	28	8047.11	287.40	3472.63	50.7%	7.0 94.07 SURPLUS 1.2%	4419.84	37
03/04/07	35	8429.74	240.85	3614.01	50.4%	8.2 12.56 SURPLUS 0.1%	4970.09	49
02/05/07	29	13158.50	453.74	5814.49	51.9%	8.8 87.59 SURPLUS 0.7%	4572.98	25
01/06/07	30	13022.97	434.10	6527.99	58.9%	10.3 167.03 SURPLUS 1.3%	4581.96	30
02/07/07	31	13763.80	443.99	6261.97	53.5%	12.6 18.19 SURPLUS 0.1%	4593.19	26
01/08/07	30	14112.02	470.40	6469.03	53.9%	10.7 28.93 SURPLUS 0.2%	4359.58	24
03/09/07	33	12880.41	390.32	5961.19	54.4%	10.7 119.45 SURPLUS 0.9%	4418.02	29
01/10/07	28	13625.24	486.62	6309.86	54.4%	11.3 72.07 SURPLUS 0.5%	4415.28	23
30/10/07	29	10841.23	373.84	4863.70	52.7%	7.2 (95.02 SHORTAGE 0.9%)	4396.25	29
04/12/07	35	13334.92	381.00	5759.16	50.7%	10.4 (89.80 SHORTAGE 0.7%)	3942.56	25
31/12/07	27	7711.69	285.62	3171.04	48.3%	7.6 90.79 SURPLUS 1.2%	5193.22	41
29/01/08	29	8555.81	295.03	3676.83	50.5%	4.5 (49.01 SHORTAGE 0.6%)	4299.90	35
02/03/08	33	8293.73	251.33	3713.96	52.6%	7.4 (85.16 SHORTAGE 1.0%)	4394.89	43
02/04/08	31	11989.18	386.75	5342.43	52.4%	7.2 59.94 SURPLUS 0.5%	4581.12	29
TOTALS1401		561705.48	400.93	248048.86	51.9%	462.5 1187.44 SURPLUS 0.2%		

Average weekly Takings including VAT	:	2806.52
Average weekly Takings excluding VAT	:	2388.53
Average weekly Barrelage	:	2.3

Code	Description	Size	Yield	02/04/08	02/03/08	29/01/08	31/12/07	04/12/07	30/10/07	Total
<u>SPIRITS</u>										
10350	COURVOISIER	150	60.0	42	42	24	12	48	36	12240
10400	REMY MARTIN VSOP	70	28.0				17			476
11105	BELLS	150	60.0	12	18	12	54	12	12	7200
11300	FAMOUS GROUSE	150	60.0	126	24	54	108	84	42	26280
12650	THE MACALLAN	70	28.0	3	3	6	3	20		980
13113	BUSHMILLS MALT	70	28.0					3		84
13145	JOHN JAMESON	150	60.0	24	6	18	12	18	12	5400
13155	JOHN JAMESON	70	28.0							
13280	CANADIAN CLUB	70	28.0	3				3		168
13310	JACK DANIELS	70	28.0	42	3	3	28	25	11	3136
13350	SOUTHERN COMFORT	70	28.0	11	3			8	11	924
13480	GORDONS	150	60.0	234	168	186	138	258	156	68400
13615	BACARDI	150	60.0	42	36	24	42	90	30	15840
13665	CAPTAIN MORGAN	150	60.0	6		12				1080
13700	MORGANS SPICED	70	28.0	14	6	3	8		3	952
13985	VLADIVAR	150	60.0	198	90	114	90	216	90	47880
13999	VLADIVAR (FOC)	70	28.0						28	784
14070	ARCHERS PEACH	70	28.0	22			11		3	1008
14210	BAILEYS IRISH CREAM	70	28.0	6	6	20	6	34	17	2492
14230	BENEDICTINE	70	28.0							
14610	CAMPARI	70	28.0	8		3	6	8	6	868
14630	CHERRY BRANDY	50	20.0					2		40
14650	COINTREAU	70	28.0	3						84
14675	CREME DE MENTHE	70	28.0							
14680	CREME DE MENTHE	50	20.0						2	40
14810	DRAMBUIE	70	28.0							
15380	GRAND MARNIER	70	28.0							
16240	KUMMEL	50	20.0	2				2	4	160
16600	MALIBU	70	28.0	34	20	22		14	8	2744
17240	PERNOD	70	28.0	8						224
17260	PIMMS NO1	70	28.0	3	6			6	3	504
18020	TIA MARIA	70	28.0	28	3	6	6	11	3	1596
				871	432	506	540	862	476	3686
<u>FORTIFIED WINES</u>										
20145	CINZANO BIANCO	150	30.0				12		3	450
20150	CINZANO BIANCO	75	15.0	9	15	21	9	15		1035
20200	DUBONNET	75	15.0							
20745	MARTINI EXTRA DRY	150	30.0					3	6	270
20750	MARTINI EXTRA DRY	75	15.0	9	6		5	8		420
20765	MARTINI ROSSO	150	30.0	3		3		3		270
24050	TODDS V.C.	75	15.0	33	11	60	51	20	11	2790
25150	CROFT ORIGINAL	75	15.0	2				2	2	90
25200	HARVEYS BRISTOL	75	15.0	3			3	3	2	165
25300	HARVEYS CLASSIC	75	15.0	3		2	2			105
26200	HARVEYS DUNE	75	15.0				5	2		105
28050	ANGOSTURA BITTERS	20	1.0			1				1
28950	STONES GINGER WINE	70	28.0	3	14		3	11		868
				64	46	87	88	65	23	372
<u>TABLE WINES</u>										
31010	CATTIER	75	1.0	13		5	7	7		32
31015	JACQUART	75	1.0					3	4	7
31020	CONDE DE CARALT	75	1.0	12		3	8	9		32
31030	FLEURIE	75	1.0	1	15		14	13	16	59
31040	CHATEAU CLUZAN	75	1.0	8		31	40	24	3	106
31050	COTES DU RHONE	75	1.0	6		2	4	2	3	17
31085	MACON LUGNY	75	1.0	5	4	8	30	60	8	115
31095	TIMARA SAUVIGNON	75	1.0	42	2	1	1			46
31108	BOONABURRA CHARD.	75	1.0	4	3	7				14
31120	EL COTA CRIANZA	75	1.0	50	24		9	97	25	205
31145	BOONABURRA SHIRAZ	75	1.0	31		1				32
31155	CARMEN MERLOT	75	1.0	22	19	3	9	5	4	62

Code	Description	Size	Yield	02/04/08	02/03/08	29/01/08	31/12/07	04/12/07	30/10/07	Total
<u>TABLE WINES Contd.</u>										
31275	FRASCATI SUPERIORE	75	1.0	8	1			19		28
31435	POUILLY FUME	75	1.0	14	3	6	5	8	16	52
31490	PAREE WHITE	75	1.0	36	24	34	43	39	34	210
31500	PAREE RED	75	1.0						30	30
32035	PAREE MEDIUM	75	1.0	8	5	2	4	8	3	30
32040	PAREE WHITE	150	8.0	261	158	247	214	458	273	12888
32045	PAREE RED	150	8.0						51	408
32100	PAREE MERLOT	75	1.0	50	54	32	97	69	18	320
35290	TERRA ANDINA ROSE	75	4.0	17	42	56	56	39	48	1032
35300	ERRAZURIZ MERLOT	75	4.0			24	40	46	206	1264
35310	MAPLE GROVE CHARD.	75	4.0					30	67	388
35330	CHIANTI BOLLA	75	4.0				34	118		608
35340	HARDYS CHARDONNAY	75	4.0				21	27		192
35350	LA JOYA SAUVIGNON	75	4.0		30	64	2			384
35360	LA JOYA CAB.SAUV.	75	4.0		2	216	134			1408
35370	FLEURIE	75	1.0		4	14				18
35380	ETCHART CHARDONNAY	75	4.0	30	42					288
35390	ETCHART CAB.SAUV.	75	4.0	50	142					768
35400	TWIN OAKS WHITE	75	4.0	28						112
35410	TWIN OAKS RED	75	4.0	124						496
35420	KELLYS REVENGE	75	4.0	60						240
39000	MULLED WINE	100	5.5	30	66	88	63			1359
				910	639	845	835	1080	808	5117
<u>CASK ALES</u>										
42800	LATE RED	GAL	8.0				36	108	152	2368
43551	MASTERBREW	GAL	8.0	1036	920	1056	752	1324	1056	49152
				1036	920	1056	788	1432	1208	6440
<u>KEG BEERS & LAGERS</u>										
52950	MILD	GAL	8.0	56	56	24	32	64		1856
53000	S.NEAME MILD	LTR	3.5					98	182	980
53562	MASTERBREW SMOOTH	GAL	8.0	64	16	24	64	80	56	2432
55600	TETLEY SMOOTH	GAL	8.0	80	72	72	40	88	80	3456
56450	HURLIMANN	GAL	8.0	176	64	104	32	152	96	4992
56800	ORANGEBOOM	GAL	8.0	400	256	260	188	352	448	15232
56900	STEINBOCK	GAL	8.0	160	152	112	88	264	192	7744
59501	GUINNESS	GAL	8.0	176	136	136	72	184	164	6944
59600	MURPHYS	GAL	8.0	80	80	72	24	80	120	3648
				1192	832	804	540	1362	1338	6068
<u>BOTTLED BEERS</u>										
60790	SHEP.NEAME LIGHT	275	12.0	49	20	50	43	66	64	3504
63055	BUDWEISER	330	12.0	7	3			5	15	360
63405	HOLSTEN PILS NRB	275	12.0	5	7	1	8	5	7	396
63410	HOLSTEN O%	330	12.0	39	27	15	16	22	20	1668
65450	GUINNESS	275	12.0	3	9	3	11	4	9	468
65505	MACKESON NRB	275	12.0	18	16	15	14	38	51	1824
66850	CELEBRATION ALE	500	12.0	8	27	20	2	9	34	1200
67000	NEWCASTLE BROWN	550	12.0	17	18	5	9	20	15	1008
				146	127	109	103	169	215	869
<u>CIDER & PERRIES</u>										
72805	BACARDI BREEZER	275	12.0					1	1	24
73805	RED SQUARE	275	12.0	28	5		9	8		600
74805	SMIRNOFF ICE	275	12.0	13	4	5	3	15	5	540
75805	WOODPECKER	275	12.0	23	21	19	3	6	19	1092
				64	30	24	15	30	25	188

Code	Description	Size	Yield	02/04/08	02/03/08	29/01/08	31/12/07	04/12/07	30/10/07	Total
<u>MINERALS</u>										
80140	SCHWEPPE MIXERS	125	12.0	264	222	268	225	349	188	18192
80141	SCH.MIXERS (FOC)	125	12.0		48	24	48	24	48	2304
80240	SCHWEPPE JUICES	125	12.0	23	44	38	37	54	42	2856
80996	APPLETISER	275	12.0	5	2	11	2	12	5	444
81100	BRITVIC J2O	275	12.0	175	139	167	158	158	167	11568
81101	BRITVIC J2O (FOC)	275	12.0		24	24		48		1152
82300	COKE/DIET	200	12.0	15	9	7	11	18	2	744
82445	HIGHLAND SPRING	330	12.0	65	17	14	13	16	33	1896
82450	H.SPRING SPARKLING	330	12.0	25	27	16	16	51	3	1656
83560	PERFECTLY CLEAR	500	12.0		8	10	10	2	15	540
83561	PERF.CLEAR (FOC)	500	12.0	11	7					216
84190	SCH.SLIM ORANGE	200	12.0	32	30	35	45	46	57	2940
84191	SCH.SLIM ORANGE FOC	200	12.0					24		288
84220	SCHWEPPE JUICES	200	12.0	75	32	85	38	76	56	4344
84221	SCH.JUICES (FOC)	200	12.0		24	24			24	864
85150	COKE/DIET SC	330	12.0	233	177	163	120	163	121	11724
86400	HIGHLAND SPRING	100	12.0	16	22	-6	5	18	15	840
86510	LEMONADE/G.BEER	100	42.0	88	66	60	49	63	81	17094
<u>POSTMIX & CORDIALS</u>										
97000	SQUASH/CORDIAL	100	20.0	340	214	308	208	310	378	35160
98550	POSTMIX COLA/LEMON	100	21.0	1166	1092	746	725	1134	1449	132552
98600	POST.ORANGE JUICE	100	17.5	350	245	245	184	359	385	30940
				1856	1551	1299	1116	1803	2212	9836
<u>TOBACCO GOODS</u>										
100050	MATCHES	DOZ	12.0	16	12	13	16	16	18	1092
103149	HAMLET	5	1.0	9	11	11	8	8	17	64
103150	HAMLET	EA	1.0	62	44	28	21	54	57	266
103210	H.W.HALF CORONA	EA	1.0	48	21	24	29	35	27	184
105000	BENSON & HEDGES	20	1.0	5	17	28	16	30	24	120
105010	SILK CUT PURPLE	20	1.0	18	17	19	9	17	9	89
				158	122	123	99	160	152	814
<u>CRISPS,NUTS,SNACKS</u>										
110100	CASHEW NUTS	DOZ	12.0	11	13	13	8	17	29	1092
110200	CRISPS (ROUGH CUT)	DOZ	12.0	63	82	73	69	34		3852
110205	CRISPS (SUPER)	DOZ	12.0	17	9	7	23	73	163	3504
110300	DRY ROAST NUTS	DOZ	12.0	34	21	22	15	32	39	1956
111901	MINI CHEDDARS	DOZ	12.0	52	79	56	37	86	102	4944
112000	NUTS & RAISINS	DOZ	12.0	4	8	3	4	5	10	408
112950	POCO LOCO	DOZ	12.0	27	12	8	16	24	29	1392
113000	PORK SCRATCHINGS	DOZ	12.0	9	14	10	10	15	31	1068
114000	SALTED NUTS	DOZ	12.0	61	40	52	32	61	73	3828
119000	LEMONS	JAR	1.0	14	9	12	11	15	10	71
				292	287	256	225	362	486	1908
<u>CONTAINER DEPOSITS</u>										
150010	CASES	EA	1.0	2				1	4	7
150020	SMALL BOTTLES	DOZ	12.0	5	7	-4	15	9	31	756
150030	PINT BOTTLES	DOZ	12.0	2	4	1	15	2	14	456
				9	11	-3	30	12	49	108

Code	Description	Size	Yield	02/04/08	02/03/08	29/01/08	31/12/07	04/12/07	30/10/07	Closing Stock
<u>SPIRITS</u>										
10350	COURVOISIER	150	60.0	0.7	1.0	0.6	0.3	0.7	0.7	1.2
10400	REMY MARTIN VSOP	70	28.0				0.9			1.3
11105	BELLS	150	60.0	0.2	0.4	0.3	1.4	0.2	0.2	3.4
11300	FAMOUS GROUSE	150	60.0	2.1	0.6	1.3	2.8	1.3	0.8	2.2
12650	THE MACALLAN	70	28.0	0.1	0.1	0.3	0.2	0.6		0.4
13113	BUSHMILLS MALT	70	28.0					0.1		1.3
13145	JOHN JAMESON	150	60.0	0.4	0.1	0.4	0.3	0.3	0.2	0.1
13155	JOHN JAMESON	70	28.0							1.0
13280	CANADIAN CLUB	70	28.0	0.1				0.1		0.3
13310	JACK DANIELS	70	28.0	1.5	0.1	0.1	1.6	0.8	0.4	1.9
13350	SOUTHERN COMFORT	70	28.0	0.4	0.1			0.3	0.4	1.0
13480	GORDONS	150	60.0	3.9	4.0	4.3	3.6	3.9	2.9	4.3
13615	BACARDI	150	60.0	0.7	0.9	0.6	1.1	1.3	0.6	2.1
13665	CAPTAIN MORGAN	150	60.0	0.1		0.3				1.6
13700	MORGANS SPICED	70	28.0	0.5	0.3	0.1	0.5		0.1	1.2
13985	VLADIVAR	150	60.0	3.3	2.2	2.7	2.3	3.2	1.7	2.2
13999	VLADIVAR (FOC)	70	28.0						1.1	
14070	ARCHERS PEACH	70	28.0	0.8			0.6		0.1	1.7
14210	BAILEYS IRISH CREAM	70	28.0	0.2	0.3	1.0	0.3	1.1	0.7	2.9
14230	BENEDICTINE	70	28.0							1.1
14610	CAMPARI	70	28.0	0.3		0.1	0.3	0.3	0.2	0.6
14630	CHERRY BRANDY	50	20.0					0.1		0.4
14650	COINTREAU	70	28.0	0.1						0.4
14675	CREME DE MENTHE	70	28.0							1.0
14680	CREME DE MENTHE	50	20.0						0.1	
14810	DRAMBUIE	70	28.0							1.0
15380	GRAND MARNIER	70	28.0							0.9
16240	KUMMEL	50	20.0	0.1				0.1	0.2	2.0
16600	MALIBU	70	28.0	1.2	1.0	1.1		0.4	0.3	2.0
17240	PERNOD	70	28.0	0.3						0.7
17260	PIMMS NO1	70	28.0	0.1	0.3			0.2	0.1	2.2
18020	TIA MARIA	70	28.0	1.0	0.1	0.3	0.3	0.4	0.1	2.2
				18.1	11.7	13.5	16.5	15.3	10.9	
<u>FORTIFIED WINES</u>										
20145	CINZANO BIANCO	150	30.0				0.6		0.1	
20150	CINZANO BIANCO	75	15.0	0.6	1.4	2.0	0.9	0.9		2.4
20200	DUBONNET	75	15.0							0.5
20745	MARTINI EXTRA DRY	150	30.0					0.1	0.2	
20750	MARTINI EXTRA DRY	75	15.0	0.6	0.6		0.5	0.4		0.2
20765	MARTINI ROSSO	150	30.0	0.1		0.1		0.1		0.8
24050	TODDS V.C.	75	15.0	2.2	1.0	5.6	5.3	1.2	0.8	3.2
25150	CROFT ORIGINAL	75	15.0	0.1				0.1	0.1	1.0
25200	HARVEYS BRISTOL	75	15.0	0.2			0.3	0.2	0.1	1.2
25300	HARVEYS CLASSIC	75	15.0	0.2		0.1	0.2			0.6
26200	HARVEYS DUNE	75	15.0				0.5	0.1		0.6
28050	ANGOSTURA BITTERS	20	1.0			1.4				1.0
28950	STONES GINGER WINE	70	28.0	0.1	0.7		0.2	0.4		1.4
				4.1	3.8	9.2	8.4	3.4	1.3	
<u>TABLE WINES</u>										
31010	CATTIER	75	1.0	13.0		7.0	10.9	6.3		13.0
31015	JACQUART	75	1.0					2.7	4.4	
31020	CONDE DE CARALT	75	1.0	12.0		4.2	12.4	8.1		15.0
31030	FLEURIE	75	1.0	1.0	21.7		21.8	11.7	17.7	21.0
31040	CHATEAU CLUZAN	75	1.0	8.0		43.4	62.2	21.6	3.3	8.0
31050	COTES DU RHONE	75	1.0	6.0		2.8	6.2	1.8	3.3	15.0
31085	MACON LUGNY	75	1.0	5.0	5.8	11.2	46.6	53.9	8.8	19.0
31095	TIMARA SAUVIGNON	75	1.0	42.0	2.9	1.4	1.6			16.0
31108	BOONABURRA CHARD.	75	1.0	4.0	4.3	9.8				22.0
31120	EL COTA CRIANZA	75	1.0	50.0	34.7		14.0	87.2	27.6	11.0
31145	BOONABURRA SHIRAZ	75	1.0	31.0		1.4				17.0
31155	CARMEN MERLOT	75	1.0	22.0	27.5	4.2	14.0	4.5	4.4	3.0

SAMPLE LETTERHEAD

Tel: 0871 425 0123
Fax: 0871 425 0124
Mob: 07094 200400
Email: ps@stockauditor.co.uk

VAT No. GB 000 0000 00

INVOICE

Sample Single Bar
1 The High Street
Any Town
Any County
Any Country XX11 1AA

DATE (Tax Point) 02/04/08

INVOICE No. 5883

Stock Audit 02/04/08

120.00

***** SAMPLE ONLY - NOT A VAT INVOICE *****

Total Excl. VAT 120.00

VAT @ 17.5% 21.00

Amount Due 141.00

PAYMENT DUE WITHIN 28 DAYS OF INVOICE DATE
(Any notes or comments can be placed on these two lines)

Code	Description	Size	Yield	02/04/08	02/03/08	29/01/08	31/12/07	04/12/07	30/10/07	Closing Stock
<u>TABLE WINES Contd.</u>										
31275	FRASCATI SUPERIORE	75	1.0	8.0	1.4			17.1		6.0
31435	POUILLY FUME	75	1.0	14.0	4.3	8.4	7.8	7.2	17.7	22.0
31490	PAREE WHITE	75	1.0	35.8	34.7	47.6	66.9	35.2	37.4	29.2
31500	PAREE RED	75	1.0						33.2	
32035	PAREE MEDIUM	75	1.0	8.4	6.6	3.4	6.8	7.2	3.3	7.1
32040	PAREE WHITE	150	8.0	32.6	28.5	43.3	41.5	51.4	37.7	15.8
32045	PAREE RED	150	8.0						7.1	
32100	PAREE MERLOT	75	1.0	49.9	77.8	44.8	151.4	61.7	19.7	41.5
35290	TERRA ANDINA ROSE	75	4.0	4.2	15.0	19.8	21.9	8.7	13.2	
35300	ERRAZURIZ MERLOT	75	4.0			8.4	15.5	10.2	56.8	
35310	MAPLE GROVE CHARD.	75	4.0					6.7	18.6	
35330	CHIANTI BOLLA	75	4.0				13.2	26.5		
35340	HARDYS CHARDONNAY	75	4.0				8.1	6.1		
35350	LA JOYA SAUVIGNON	75	4.0		11.0	22.4	0.6			
35360	LA JOYA CAB.SAUV.	75	4.0		0.6	75.8	52.1			
35370	FLEURIE	75	1.0		5.8	19.6				
35380	ETCHART CHARDONNAY	75	4.0	7.5	15.2					
35390	ETCHART CAB.SAUV.	75	4.0	12.5	51.3					
35400	TWIN OAKS WHITE	75	4.0	6.9						17.1
35410	TWIN OAKS RED	75	4.0	31.1						28.9
35420	KELLYS REVENGE	75	4.0	15.0						-3.0
39000	MULLED WINE	100	5.5	5.5	17.3	22.4	17.9			3.0
				425.4	366.5	401.5	593.4	436.0	314.3	
<u>CASK ALES</u>										
42800	LATE RED	GAL	8.0				7.0	12.1	21.0	
43551	MASTERBREW	GAL	8.0	129.5	166.2	185.0	146.1	148.8	146.0	71.0
				129.5	166.2	185.0	153.1	160.9	167.0	
<u>KEG BEERS & LAGERS</u>										
52950	MILD	GAL	8.0	7.0	10.1	4.2	6.2	7.2		7.0
53000	S.NEAME MILD	LTR	3.5					25.2	57.5	
53562	MASTERBREW SMOOTH	GAL	8.0	8.0	2.9	4.2	12.4	9.0	7.7	2.0
55600	TETLEY SMOOTH	GAL	8.0	10.0	13.0	12.6	7.8	9.9	11.1	12.0
56450	HURLIMANN	GAL	8.0	22.0	11.6	18.2	6.2	17.1	13.3	20.0
56800	ORANGEBOOM	GAL	8.0	50.0	46.3	45.5	36.5	39.6	61.9	25.0
56900	STEINBOCK	GAL	8.0	20.0	27.5	19.6	17.1	29.7	26.5	13.0
59501	GUINNESS	GAL	8.0	22.0	24.6	23.8	14.0	20.7	22.7	11.0
59600	MURPHYS	GAL	8.0	10.0	14.5	12.6	4.7	9.0	16.6	9.0
				149.0	150.3	140.8	104.9	167.2	217.3	
<u>BOTTLED BEERS</u>										
60790	SHEP.NEAME LIGHT	275	12.0	4:1	2:5	5:10	5:7	4:11	5:11	4:10
63055	BUDWEISER	330	12.0	0:7	0:4			0:4	1:5	2:0
63405	HOLSTEN PILS NRB	275	12.0	0:5	0:10	0:1	1:0	0:4	0:8	1:1
63410	HOLSTEN O%	330	12.0	3:3	3:3	1:9	2:1	1:8	1:10	1:9
65450	GUINNESS	275	12.0	0:3	1:1	0:4	1:5	0:4	0:10	0:5
65505	MACKESON NRB	275	12.0	1:6	1:11	1:9	1:10	2:10	4:8	3:2
66850	CELEBRATION ALE	500	12.0	0:8	3:3	2:4	0:3	0:8	3:2	1:8
67000	NEWCASTLE BROWN	550	12.0	1:5	2:2	0:7	1:2	1:6	1:5	1:0
				12:2	15:4	12:9	13:4	12:8	19:10	
<u>CIDER & PERRIES</u>										
72805	BACARDI BREEZER	275	12.0					0:1	0:1	
73805	RED SQUARE	275	12.0	2:4	0:7		1:2	0:7		1:11
74805	SMIRNOFF ICE	275	12.0	1:1	0:6	0:7	0:5	1:1	0:6	1:5
75805	WOODPECKER	275	12.0	1:11	2:6	2:3	0:5	0:5	1:9	2:10
				5:4	3:7	2:10	1:11	2:3	2:4	

Code	Description	Size	Yield	02/04/08	02/03/08	29/01/08	31/12/07	04/12/07	30/10/07	Closing Stock
<u>MINERALS</u>										
80140	SCHWEPPE MIXERS	125	12.0	22:0	26:9	31:4	29:2	26:2	17:4	21:5
80141	SCH.MIXERS (FOC)	125	12.0		5:9	2:10	6:3	1:10	4:5	
80240	SCHWEPPE JUICES	125	12.0	1:11	5:4	4:5	4:9	4:1	3:10	15:3
80996	APPLETISER	275	12.0	0:5	0:3	1:3	0:3	0:11	0:6	2:0
81100	BRITVIC J2O	275	12.0	14:7	16:9	19:6	20:6	11:10	15:5	19:5
81101	BRITVIC J2O (FOC)	275	12.0		2:11	2:10		3:7		
82300	COKE/DIET	200	12.0	1:3	1:1	0:10	1:5	1:4	0:2	4:8
82445	HIGHLAND SPRING	330	12.0	5:5	2:1	1:8	1:8	1:2	3:0	2:8
82450	H.SPRING SPARKLING	330	12.0	2:1	3:3	1:10	2:1	3:10	0:3	3:3
83560	PERFECTLY CLEAR	500	12.0		1:0	1:2	1:4	0:2	1:5	
83561	PERF.CLEAR (FOC)	500	12.0	0:11	0:10					1:6
84190	SCH.SLIM ORANGE	200	12.0	2:8	3:7	4:1	5:10	3:5	5:3	5:10
84191	SCH.SLIM ORANGE FOC	200	12.0					1:10		
84220	SCHWEPPE JUICES	200	12.0	6:3	3:10	9:11	4:11	5:8	5:2	5:11
84221	SCH.JUICES (FOC)	200	12.0		2:11	2:10			2:3	
85150	COKE/DIET SC	330	12.0	19:5	21:4	19:0	15:7	12:3	11:2	12:2
86400	HIGHLAND SPRING	100	12.0	1:4	2:8	-0:8	0:8	1:4	1:5	0:6
86510	LEMONADE/G.BEER	100	42.0	2:1	2:3	2:0	1:10	1:4	2:1	2:7
<u>POSTMIX & CORDIALS</u>										
97000	SQUASH/CORDIAL	100	20.0	17.0	15.5	21.6	16.2	13.9	20.9	17.5
98550	POSTMIX COLA/LEMON	100	21.0	55.5	75.2	49.7	53.6	48.6	76.3	49.5
98600	POST.ORANGE JUICE	100	17.5	20.0	20.2	19.6	16.3	18.4	24.3	17.0
				92.5	110.9	90.9	86.1	80.9	121.5	
<u>TOBACCO GOODS</u>										
100050	MATCHES	DOZ	12.0	1:4	1:5	1:6	2:1	1:2	1:8	4:4
103149	HAMLET	5	1.0	9:0	15:11	15:5	12:5	7:2	18:10	23:0
103150	HAMLET	EA	1.0	62:0	63:7	39:3	32:8	48:7	63:0	144:0
103210	H.W.HALF CORONA	EA	1.0	48:0	30:4	33:8	45:1	31:6	29:10	18:0
105000	BENSON & HEDGES	20	1.0	5:0	24:7	39:3	24:10	27:0	26:6	23:0
105010	SILK CUT PURPLE	20	1.0	18:0	24:7	26:7	14:0	15:3	9:11	19:0
				143:4	160:6	155:8	131:1	130:8	149:10	
<u>CRISPS,NUTS,SNACKS</u>										
110100	CASHEW NUTS	DOZ	12.0	0:11	1:7	1:6	1:0	1:3	2:8	0:9
110200	CRISPS (ROUGH CUT)	DOZ	12.0	5:3	9:11	8:6	8:11	2:7		12:3
110205	CRISPS (SUPER)	DOZ	12.0	1:5	1:1	0:10	3:0	5:6	15:0	1:7
110300	DRY ROAST NUTS	DOZ	12.0	2:10	2:6	2:7	1:11	2:5	3:7	6:1
111901	MINI CHEDDARS	DOZ	12.0	4:4	9:6	6:6	4:9	6:5	9:5	8:8
112000	NUTS & RAISINS	DOZ	12.0	0:4	1:0	0:4	0:6	0:4	0:11	1:4
112950	POCO LOCO	DOZ	12.0	2:3	1:5	0:11	2:1	1:10	2:8	3:10
113000	PORK SCRATCHINGS	DOZ	12.0	0:9	1:8	1:2	1:4	1:1	2:10	2:2
114000	SALTED NUTS	DOZ	12.0	5:1	4:10	6:1	4:2	4:7	6:9	5:11
119000	LEMONS	JAR	1.0	14:0	13:0	16:10	17:1	13:6	11:1	11:0
				37:2	46:6	45:4	44:10	39:6	54:11	
<u>CONTAINER DEPOSITS</u>										
150010	CASES	EA	1.0	2:0				0:11	4:5	18:0
150020	SMALL BOTTLES	DOZ	12.0	0:5	0:10	-0:6	1:11	0:8	2:10	8:8
150030	PINT BOTTLES	DOZ	12.0	0:2	0:6	0:1	1:11	0:2	1:3	2:2
				2:7	1:4	-0:4	3:11	1:9	8:7	

SAMPLE SINGLE BAR

PRICE TARIFF

		%ABV	Price			%ABV	Price
<u>SPIRITS</u>				<u>BOTTLED BEERS</u>			
Bells	25ml	40.0	1.25	Light Ale	275ml	3.2	1.20
Famous Grouse	25ml	40.0	1.25	Budweiser	330ml	5.0	2.22
Bushmills Malt	25ml	40.0	1.75	Celebration Ale	500ml	6.5	2.62
John Jameson	25ml	40.0	1.50				
Canadian Club	25ml	40.0	1.50	<u>CIDER & PERRIES</u>			
Gordons	25ml	37.5	1.25	Woodpecker	275ml	3.5	1.58
Bacardi	25ml	37.5	1.25				
Captain Morgan	25ml	40.0	1.25	<u>MINERALS</u>			
Vladivar	25ml	37.5	1.25	Highland Spring	330ml		0.90
Archers Peach	25ml	23.0	1.50	Perfectly Clear	500ml		0.87
Baileys	25ml	17.0	1.50	Diet Coke Can	330ml		0.94
Campari	25ml	25.0	1.20				
Kummel	25ml	39.0	1.50	<u>POSTMIX & CORDIALS</u>			
Malibu	25ml	24.0	1.50	Squash/Cordial	Dash		0.15
Pernod	25ml	40.0	1.50	Cola / Lemonade	Glass		0.75
Pimms No1	25ml	25.0	1.55	Orange Juice	Glass		1.15
Liqueurs	25ml		1.50				
<u>FORTIFIED WINES</u>				<u>TOBACCO GOODS</u>			
Port	50ml	20.0	1.25	Matches	Box		0.10
Sherry	50ml		1.80	Hamlet	Pack		3.40
				Hamlet	Each		0.68
				Half Corona	Each		1.24
<u>TABLE WINES</u>				<u>CRISPS,NUTS,SNACKS</u>			
House Wine	175ml		1.85	Crisps	Pack		0.35
				Dry Roast Nuts	Pack		0.46
<u>CASK ALES</u>				Mini Cheddars	Pack		0.48
Masterbrew	Pint	3.7	2.16	Nuts & Raisins	Pack		0.46
				Pork Scratching	Pack		0.48
<u>KEG BEERS & LAGERS</u>				Salted Nuts	Pack		0.40
M.Brew Smooth	Pint	3.7	2.24				
Tetley Smooth	Pint	3.6	2.18				
Hurlimann	Pint	4.8	2.62				
Orangeboom	Pint	4.1	2.36				
Guinness	Pint	4.1	2.72				
Murphys	Pint	4.0	2.54				

Code	Description	Size	Yield	02/04/08	02/03/08	29/01/08	31/12/07	04/12/07	30/10/07	Closing Stock
<u>SPIRITS</u>										
10350	COURVOISIER	150	60.0	35	51	28	16	36	33	72
10400	REMY MARTIN VSOP	70	28.0				22			36
11105	BELLS	150	60.0	10	22	14	70	9	11	204
11300	FAMOUS GROUSE	150	60.0	105	29	63	140	63	39	132
12650	THE MACALLAN	70	28.0	2	3	7	4	15		11
13113	BUSHMILLS MALT	70	28.0					2		36
13145	JOHN JAMESON	150	60.0	20	7	21	16	13	11	6
13155	JOHN JAMESON	70	28.0							28
13280	CANADIAN CLUB	70	28.0	2				2		8
13310	JACK DANIELS	70	28.0	35	3	3	36	19	10	53
13350	SOUTHERN COMFORT	70	28.0	9	3			6	10	28
13480	GORDONS	150	60.0	195	203	217	179	193	144	258
13615	BACARDI	150	60.0	35	43	28	54	67	28	126
13665	CAPTAIN MORGAN	150	60.0	5		14				96
13700	MORGANS SPICED	70	28.0	12	7	3	11		3	34
13985	VLADIVAR	150	60.0	165	109	133	117	162	83	132
13999	VLADIVAR (FOC)	70	28.0						26	
14070	ARCHERS PEACH	70	28.0	19			15		3	48
14210	BAILEYS IRISH CREAM	70	28.0	5	7	23	7	25	15	81
14230	BENEDICTINE	70	28.0							31
14610	CAMPARI	70	28.0	7		3	7	6	5	17
14630	CHERRY BRANDY	50	20.0					1		8
14650	COINTREAU	70	28.0	2						11
14675	CREME DE MENTHE	70	28.0							28
14680	CREME DE MENTHE	50	20.0						2	
14810	DRAMBUIE	70	28.0							28
15380	GRAND MARNIER	70	28.0							25
16240	KUMMEL	50	20.0	2				1	4	40
16600	MALIBU	70	28.0	28	24	26		10	8	56
17240	PERNOD	70	28.0	7						20
17260	PIMMS NO1	70	28.0	2	7			4	3	62
18020	TIA MARIA	70	28.0	23	3	7	7	8	3	62
				726	520	591	700	646	439	
<u>FORTIFIED WINES</u>										
20145	CINZANO BIANCO	150	30.0				16		3	
20150	CINZANO BIANCO	75	15.0	8	18	25	12	11		36
20200	DUBONNET	75	15.0							8
20745	MARTINI EXTRA DRY	150	30.0					2	6	
20750	MARTINI EXTRA DRY	75	15.0	8	7		6	6		3
20765	MARTINI ROSSO	150	30.0	3		4		2		24
24050	TODDS V.C.	75	15.0	28	13	70	66	15	10	48
25150	CROFT ORIGINAL	75	15.0	1				1	1	15
25200	HARVEYS BRISTOL	75	15.0	3			4	2	1	18
25300	HARVEYS CLASSIC	75	15.0	3		2	2			9
26200	HARVEYS DUNE	75	15.0				6	1		9
28050	ANGOSTURA BITTERS	20	1.0			1				1
28950	STONES GINGER WINE	70	28.0	2	17		4	8		39
				54	55	101	115	49	21	
<u>TABLE WINES</u>										
31010	CATTIER	75	1.0	11		6	9	5		13
31015	JACQUART	75	1.0					2	4	
31020	CONDE DE CARALT	75	1.0	10		4	10	7		15
31030	FLEURIE	75	1.0	1	18		18	10	15	21
31040	CHATEAU CLUZAN	75	1.0	7		36	52	18	3	8
31050	COTES DU RHONE	75	1.0	5		2	5	1	3	15
31085	MACON LUGNY	75	1.0	4	5	9	39	45	7	19
31095	TIMARA SAUVIGNON	75	1.0	35	2	1	1			16
31108	BOONABURRA CHARD.	75	1.0	3	4	8				22
31120	EL COTA CRIANZA	75	1.0	42	29		12	73	23	11
31145	BOONABURRA SHIRAZ	75	1.0	26		1				17
31155	CARMEN MERLOT	75	1.0	18	23	4	12	4	4	3

Code	Description	Size	Yield	02/04/08	02/03/08	29/01/08	31/12/07	04/12/07	30/10/07	Closing Stock
<u>TABLE WINES Contd.</u>										
31275	FRASCATI SUPERIORE	75	1.0	7	1			14		6
31435	POUILLY FUME	75	1.0	12	4	7	6	6	15	22
31490	PAREE WHITE	75	1.0	30	29	40	56	29	31	29
31500	PAREE RED	75	1.0						28	
32035	PAREE MEDIUM	75	1.0	7	6	3	6	6	3	7
32040	PAREE WHITE	150	8.0	218	190	289	277	343	252	126
32045	PAREE RED	150	8.0						47	
32100	PAREE MERLOT	75	1.0	42	65	37	126	51	16	42
35290	TERRA ANDINA ROSE	75	4.0	14	50	66	73	29	44	
35300	ERRAZURIZ MERLOT	75	4.0			28	52	34	190	
35310	MAPLE GROVE CHARD.	75	4.0					22	62	
35330	CHIANTI BOLLA	75	4.0				44	88		
35340	HARDYS CHARDONNAY	75	4.0				27	20		
35350	LA JOYA SAUVIGNON	75	4.0		37	75	2			
35360	LA JOYA CAB.SAUV.	75	4.0		2	253	174			
35370	FLEURIE	75	1.0		5	16				
35380	ETCHART CHARDONNAY	75	4.0	25	51					
35390	ETCHART CAB.SAUV.	75	4.0	42	171					
35400	TWIN OAKS WHITE	75	4.0	23						68
35410	TWIN OAKS RED	75	4.0	104						116
35420	KELLYS REVENGE	75	4.0	50						-12
39000	MULLED WINE	100	5.5	25	80	103	82			17
				759	770	988	1083	810	745	
<u>CASK ALES</u>										
42800	LATE RED	GAL	8.0				47	81	140	
43551	MASTERBREW	GAL	8.0	864	1109	1234	975	993	974	568
				864	1109	1234	1022	1074	1114	
<u>KEG BEERS & LAGERS</u>										
52950	MILD	GAL	8.0	47	68	28	41	48		56
53000	S.NEAME MILD	LTR	3.5					73	168	
53562	MASTERBREW SMOOTH	GAL	8.0	53	19	28	83	60	52	16
55600	TETLEY SMOOTH	GAL	8.0	67	87	84	52	66	74	96
56450	HURLIMANN	GAL	8.0	147	77	122	41	114	89	160
56800	ORANGEBOOM	GAL	8.0	334	309	304	244	264	413	200
56900	STEINBOCK	GAL	8.0	133	183	131	114	198	177	104
59501	GUINNESS	GAL	8.0	147	164	159	93	138	151	88
59600	MURPHYS	GAL	8.0	67	96	84	31	60	111	72
				994	1003	940	700	1021	1234	
<u>BOTTLED BEERS</u>										
60790	SHEP.NEAME LIGHT	275	12.0	41	24	58	56	49	59	58
63055	BUDWEISER	330	12.0	6	4			4	14	24
63405	HOLSTEN PILS NRB	275	12.0	4	8	1	10	4	6	13
63410	HOLSTEN O%	330	12.0	33	33	18	21	16	18	21
65450	GUINNESS	275	12.0	3	11	4	14	3	8	5
65505	MACKESON NRB	275	12.0	15	19	18	18	28	47	38
66850	CELEBRATION ALE	500	12.0	7	33	23	3	7	31	20
67000	NEWCASTLE BROWN	550	12.0	14	22	6	12	15	14	12
				122	153	127	134	127	198	
<u>CIDER & PERRIES</u>										
72805	BACARDI BREEZER	275	12.0					1	1	
73805	RED SQUARE	275	12.0	23	6		12	6		23
74805	SMIRNOFF ICE	275	12.0	11	5	6	4	11	5	17
75805	WOODPECKER	275	12.0	19	25	22	4	4	18	34
				53	36	28	19	22	23	

Code	Description	Size	Yield	02/04/08	02/03/08	29/01/08	31/12/07	04/12/07	30/10/07	Closing Stock
<u>MINERALS</u>										
80140	SCHWEPPE MIXERS	125	12.0	220	268	313	292	262	173	257
80141	SCH.MIXERS (FOC)	125	12.0		58	28	62	18	44	
80240	SCHWEPPE JUICES	125	12.0	19	53	44	48	40	39	183
80996	APPLETISER	275	12.0	4	2	13	3	9	5	24
81100	BRITVIC J2O	275	12.0	146	168	195	205	118	154	233
81101	BRITVIC J2O (FOC)	275	12.0		29	28		36		
82300	COKE/DIET	200	12.0	13	11	8	14	13	2	56
82445	HIGHLAND SPRING	330	12.0	54	20	16	17	12	30	32
82450	H.SPRING SPARKLING	330	12.0	21	33	19	21	38	3	39
83560	PERFECTLY CLEAR	500	12.0		10	12	13	1	14	
83561	PERF.CLEAR (FOC)	500	12.0	9	8					18
84190	SCH.SLIM ORANGE	200	12.0	27	36	41	58	34	53	70
84191	SCH.SLIM ORANGE FOC	200	12.0					18		
84220	SCHWEPPE JUICES	200	12.0	63	39	99	49	57	52	71
84221	SCH.JUICES (FOC)	200	12.0		29	28			22	
85150	COKE/DIET SC	330	12.0	194	213	191	156	122	112	146
86400	HIGHLAND SPRING	100	12.0	13	27	-7	6	13	14	6
86510	LEMONADE/G.BEER	100	42.0	73	80	70	64	47	74	108
<u>POSTMIX & CORDIALS</u>										
97000	SQUASH/CORDIAL	100	20.0	284	258	360	270	232	349	350
98550	POSTMIX COLA/LEMON	100	21.0	972	1317	871	939	850	1337	1040
98600	POST.ORANGE JUICE	100	17.5	292	295	286	238	269	355	298
				1548	1870	1518	1447	1352	2040	
<u>TOBACCO GOODS</u>										
100050	MATCHES	DOZ	12.0	13	14	15	21	12	17	52
103149	HAMLET	5	1.0	8	13	13	10	6	16	23
103150	HAMLET	EA	1.0	52	53	33	27	40	53	144
103210	H.W.HALF CORONA	EA	1.0	40	25	28	38	26	25	18
105000	BENSON & HEDGES	20	1.0	4	20	33	21	22	22	23
105010	SILK CUT PURPLE	20	1.0	15	20	22	12	13	8	19
				132	147	144	128	120	140	
<u>CRISPS,NUTS,SNACKS</u>										
110100	CASHEW NUTS	DOZ	12.0	9	16	15	10	13	27	9
110200	CRISPS (ROUGH CUT)	DOZ	12.0	53	99	85	89	25		147
110205	CRISPS (SUPER)	DOZ	12.0	14	11	8	30	55	150	19
110300	DRY ROAST NUTS	DOZ	12.0	28	25	26	19	24	36	73
111901	MINI CHEDDARS	DOZ	12.0	43	95	65	48	64	94	104
112000	NUTS & RAISINS	DOZ	12.0	3	10	4	5	4	9	16
112950	POCO LOCO	DOZ	12.0	23	14	9	21	18	27	46
113000	PORK SCRATCHINGS	DOZ	12.0	8	17	12	13	11	29	26
114000	SALTED NUTS	DOZ	12.0	51	48	61	41	46	67	71
119000	LEMONS	JAR	1.0	12	11	14	14	11	9	11
				244	346	299	292	271	448	
<u>CONTAINER DEPOSITS</u>										
150010	CASES	EA	1.0	2				1	4	18
150020	SMALL BOTTLES	DOZ	12.0	4	8	-5	19	7	29	104
150030	PINT BOTTLES	DOZ	12.0	2	5	1	19	1	13	26
				8	13	-4	39	9	45	

Code	Description	Size	Yield	02/04/08	02/03/08	29/01/08	31/12/07	04/12/07	30/10/07	Closing Stock
Average Actual Weekly Takings				2707	1759	2065	1999	2667	2617	
Average Estimated Weekly Takings				2694	1777	2077	1976	2685	2640	
Average Weekly Surplus/Shortage				14	-18	-12	24	-18	-23	
<u>SPIRITS</u>										
10350	COURVOISIER	150	60.0	9	9	6	3	10	9	72
10400	REMY MARTIN VSOP	70	28.0				4			36
11105	BELLS	150	60.0	3	4	3	14	2	3	204
11300	FAMOUS GROUSE	150	60.0	28	5	13	28	17	10	132
12650	THE MACALLAN	70	28.0	1	1	1	1	4		11
13113	BUSHMILLS MALT	70	28.0					1		36
13145	JOHN JAMESON	150	60.0	5	1	4	3	4	3	6
13155	JOHN JAMESON	70	28.0							28
13280	CANADIAN CLUB	70	28.0	1				1		8
13310	JACK DANIELS	70	28.0	9	1	1	7	5	3	53
13350	SOUTHERN COMFORT	70	28.0	3	1			2	3	28
13480	GORDONS	150	60.0	53	36	45	36	52	38	258
13615	BACARDI	150	60.0	9	8	6	11	18	7	126
13665	CAPTAIN MORGAN	150	60.0	1		3				96
13700	MORGANS SPICED	70	28.0	3	1	1	2		1	34
13985	VLADIVAR	150	60.0	45	19	28	23	43	22	132
13999	VLADIVAR (FOC)	70	28.0						7	
14070	ARCHERS PEACH	70	28.0	5			3		1	48
14210	BAILEYS IRISH CREAM	70	28.0	1	1	5	1	7	4	81
14230	BENEDICTINE	70	28.0							31
14610	CAMPARI	70	28.0	2		1	1	2	1	17
14630	CHERRY BRANDY	50	20.0					0		8
14650	COINTREAU	70	28.0	1						11
14675	CREME DE MENTHE	70	28.0							28
14680	CREME DE MENTHE	50	20.0						0	
14810	DRAMBUIE	70	28.0							28
15380	GRAND MARNIER	70	28.0							25
16240	KUMMEL	50	20.0	0				0	1	40
16600	MALIBU	70	28.0	8	4	5		3	2	56
17240	PERNOD	70	28.0	2						20
17260	PIMMS NO1	70	28.0	1	1			1	1	62
18020	TIA MARIA	70	28.0	6	1	1	1	2	1	62
				197	92	122	140	172	115	
<u>FORTIFIED WINES</u>										
20145	CINZANO BIANCO	150	30.0				3		1	
20150	CINZANO BIANCO	75	15.0	2	3	5	2	3		36
20200	DUBONNET	75	15.0							8
20745	MARTINI EXTRA DRY	150	30.0					1	1	
20750	MARTINI EXTRA DRY	75	15.0	2	1		1	2		3
20765	MARTINI ROSSO	150	30.0	1		1		1		24
24050	TODDS V.C.	75	15.0	7	2	14	13	4	3	48
25150	CROFT ORIGINAL	75	15.0	0				0	0	15
25200	HARVEYS BRISTOL	75	15.0	1			1	1	0	18
25300	HARVEYS CLASSIC	75	15.0	1		0	0			9
26200	HARVEYS DUNE	75	15.0				1	0		9
28050	ANGOSTURA BITTERS	20	1.0			0				1
28950	STONES GINGER WINE	70	28.0	1	3		1	2		39
				15	10	21	23	13	5	
<u>TABLE WINES</u>										
31010	CATTIER	75	1.0	3		1	2	1		13
31015	JACQUART	75	1.0					1	1	
31020	CONDE DE CARALT	75	1.0	3		1	2	2		15
31030	FLEURIE	75	1.0	0	3		4	3	4	21
31040	CHATEAU CLUZAN	75	1.0	2		7	10	5	1	8
31050	COTES DU RHONE	75	1.0	1		0	1	0	1	15
31085	MACON LUGNY	75	1.0	1	1	2	8	12	2	19

Code	Description	Size	Yield	02/04/08	02/03/08	29/01/08	31/12/07	04/12/07	30/10/07	Closing Stock
<u>TABLE WINES Contd.</u>										
31095	TIMARA SAUVIGNON	75	1.0	9	0	0	0			16
31108	BOONABURRA CHARD.	75	1.0	1	1	2				22
31120	EL COTA CRIANZA	75	1.0	11	5		2	19	6	11
31145	BOONABURRA SHIRAZ	75	1.0	7		0				17
31155	CARMEN MERLOT	75	1.0	5	4	1	2	1	1	3
31275	FRASCATI SUPERIORE	75	1.0	2	0			4		6
31435	POUILLY FUME	75	1.0	3	1	1	1	2	4	22
31490	PAREE WHITE	75	1.0	8	5	8	11	8	8	29
31500	PAREE RED	75	1.0						7	
32035	PAREE MEDIUM	75	1.0	2	1	1	1	2	1	7
32040	PAREE WHITE	150	8.0	59	33	60	55	92	66	126
32045	PAREE RED	150	8.0						12	
32100	PAREE MERLOT	75	1.0	11	11	8	25	14	4	42
35290	TERRA ANDINA ROSE	75	4.0	4	9	14	15	8	11	
35300	ERRAZURIZ MERLOT	75	4.0			6	10	9	50	
35310	MAPLE GROVE CHARD.	75	4.0					6	16	
35330	CHIANTI BOLLA	75	4.0				9	24		
35340	HARDYS CHARDONNAY	75	4.0				5	5		
35350	LA JOYA SAUVIGNON	75	4.0		6	15	0			
35360	LA JOYA CAB.SAUV.	75	4.0		0	52	35			
35370	FLEURIE	75	1.0		1	3				
35380	ETCHART CHARDONNAY	75	4.0	7	9					
35390	ETCHART CAB.SAUV.	75	4.0	11	30					
35400	TWIN OAKS WHITE	75	4.0	6						68
35410	TWIN OAKS RED	75	4.0	28						116
35420	KELLYS REVENGE	75	4.0	14						-12
39000	MULLED WINE	100	5.5	7	14	21	16			17
				205	135	204	217	216	195	
<u>CASK ALES</u>										
42800	LATE RED	GAL	8.0				9	22	37	
43551	MASTERBREW	GAL	8.0	234	195	255	195	265	255	568
				234	195	255	204	286	292	
<u>KEG BEERS & LAGERS</u>										
52950	MILD	GAL	8.0	13	12	6	8	13		56
53000	S.NEAME MILD	LTR	3.5					20	44	
53562	MASTERBREW SMOOTH	GAL	8.0	14	3	6	17	16	14	16
55600	TETLEY SMOOTH	GAL	8.0	18	15	17	10	18	19	96
56450	HURLIMANN	GAL	8.0	40	14	25	8	30	23	160
56800	ORANGEBOOM	GAL	8.0	90	54	63	49	70	108	200
56900	STEINBOCK	GAL	8.0	36	32	27	23	53	46	104
59501	GUINNESS	GAL	8.0	40	29	33	19	37	40	88
59600	MURPHYS	GAL	8.0	18	17	17	6	16	29	72
				269	176	194	140	272	323	
<u>BOTTLED BEERS</u>										
60790	SHEP.NEAME LIGHT	275	12.0	11	4	12	11	13	15	58
63055	BUDWEISER	330	12.0	2	1			1	4	24
63405	HOLSTEN PILS NRB	275	12.0	1	1	0	2	1	2	13
63410	HOLSTEN O%	330	12.0	9	6	4	4	4	5	21
65450	GUINNESS	275	12.0	1	2	1	3	1	2	5
65505	MACKESON NRB	275	12.0	4	3	4	4	8	12	38
66850	CELEBRATION ALE	500	12.0	2	6	5	1	2	8	20
67000	NEWCASTLE BROWN	550	12.0	4	4	1	2	4	4	12
				33	27	26	27	34	52	
<u>CIDER & PERRIES</u>										
72805	BACARDI BREEZER	275	12.0					0	0	

Code	Description	Size	Yield	02/04/08	02/03/08	29/01/08	31/12/07	04/12/07	30/10/07	Closing Stock
<u>CIDER & PERRIES Contd.</u>										
73805	RED SQUARE	275	12.0	6	1		2	2		23
74805	SMIRNOFF ICE	275	12.0	3	1	1	1	3	1	17
75805	WOODPECKER	275	12.0	5	4	5	1	1	5	34
				14	6	6	4	6	6	
<u>MINERALS</u>										
80140	SCHWEPES MIXERS	125	12.0	60	47	65	58	70	45	257
80141	SCH.MIXERS (FOC)	125	12.0		10	6	12	5	12	
80240	SCHWEPES JUICES	125	12.0	5	9	9	10	11	10	183
80996	APPLETISER	275	12.0	1	0	3	1	2	1	24
81100	BRITVIC J2O	275	12.0	40	29	40	41	32	40	233
81101	BRITVIC J2O (FOC)	275	12.0		5	6		10		
82300	COKE/DIET	200	12.0	3	2	2	3	4	0	56
82445	HIGHLAND SPRING	330	12.0	15	4	3	3	3	8	32
82450	H.SPRING SPARKLING	330	12.0	6	6	4	4	10	1	39
83560	PERFECTLY CLEAR	500	12.0		2	2	3	0	4	
83561	PERF.CLEAR (FOC)	500	12.0	2	1					18
84190	SCH.SLIM ORANGE	200	12.0	7	6	8	12	9	14	70
84191	SCH.SLIM ORANGE FOC	200	12.0					5		
84220	SCHWEPES JUICES	200	12.0	17	7	21	10	15	14	71
84221	SCH.JUICES (FOC)	200	12.0		5	6			6	
85150	COKE/DIET SC	330	12.0	53	38	39	31	33	29	146
86400	HIGHLAND SPRING	100	12.0	4	5	-1	1	4	4	6
86510	LEMONADE/G.BEER	100	42.0	20	14	14	13	13	19	108
<u>POSTMIX & CORDIALS</u>										
97000	SQUASH/CORDIAL	100	20.0	77	45	74	54	62	91	350
98550	POSTMIX COLA/LEMON	100	21.0	263	232	180	188	227	350	1040
98600	POST.ORANGE JUICE	100	17.5	79	52	59	48	72	93	298
				419	329	313	289	361	534	
<u>TOBACCO GOODS</u>										
100050	MATCHES	DOZ	12.0	4	3	3	4	3	4	52
103149	HAMLET	5	1.0	2	2	3	2	2	4	23
103150	HAMLET	EA	1.0	14	9	7	5	11	14	144
103210	H.W.HALF CORONA	EA	1.0	11	4	6	8	7	7	18
105000	BENSON & HEDGES	20	1.0	1	4	7	4	6	6	23
105010	SILK CUT PURPLE	20	1.0	4	4	5	2	3	2	19
				36	26	30	26	32	37	
<u>CRISPS,NUTS,SNACKS</u>										
110100	CASHEW NUTS	DOZ	12.0	2	3	3	2	3	7	9
110200	CRISPS (ROUGH CUT)	DOZ	12.0	14	17	18	18	7		147
110205	CRISPS (SUPER)	DOZ	12.0	4	2	2	6	15	39	19
110300	DRY ROAST NUTS	DOZ	12.0	8	4	5	4	6	9	73
111901	MINI CHEDDARS	DOZ	12.0	12	17	14	10	17	25	104
112000	NUTS & RAISINS	DOZ	12.0	1	2	1	1	1	2	16
112950	POCO LOCO	DOZ	12.0	6	3	2	4	5	7	46
113000	PORK SCRATCHINGS	DOZ	12.0	2	3	2	3	3	7	26
114000	SALTED NUTS	DOZ	12.0	14	8	13	8	12	18	71
119000	LEMONS	JAR	1.0	3	2	3	3	3	2	11
				66	61	62	58	72	117	
<u>CONTAINER DEPOSITS</u>										
150010	CASES	EA	1.0	0				0	1	18
150020	SMALL BOTTLES	DOZ	12.0	1	1	-1	4	2	7	104
150030	PINT BOTTLES	DOZ	12.0	0	1	0	4	0	3	26
				2	2	-1	8	2	12	

PURCHASE BARRELAGE

Item Code	Description	Size	Cost Price	Bar Price	Quantity per Barrel	--- Purchase Barrelage ---	
						Current Period	Year to Date from 01/10/07
<u>CASK ALES</u>							
42800	LATE RED	GAL	6.69	2.58	36.00	0.00	0.75
43551	MASTERBREW	GAL	5.18	2.16	36.00	3.00	21.25
						3.00	22.00
<u>KEG BEERS & LAGERS</u>							
52950	MILD	GAL	5.15	2.02	36.00	0.25	1.00
53000	S.NEAME MILD	LTR	1.13	1.01	163.40	0.00	0.18
53562	MASTERBREW SMOOTH	GAL	5.43	2.24	36.00	0.00	0.92
55600	TETLEY SMOOTH	GAL	6.05	2.18	36.00	0.31	1.53
56450	HURLIMANN	GAL	6.98	2.62	36.00	0.61	2.14
56800	ORANGEBOOM	GAL	6.33	2.36	36.00	1.22	6.42
56900	STEINBOCK	GAL	6.06	2.24	36.00	0.61	3.36
59501	GUINNESS	GAL	7.69	2.72	36.00	0.61	3.06
59600	MURPHYS	GAL	7.47	2.54	36.00	0.28	1.67
						3.89	20.27
<u>BOTTLED BEERS</u>							
60790	SHEP.NEAME LIGHT	275	5.15	1.20	49.60	0.08	0.52
63000	ASAHI	330	10.32	0.00	41.30	0.00	-0.05
63055	BUDWEISER	330	10.58	2.22	41.30	0.00	0.05
63405	HOLSTEN PILS NRB	275	10.10	2.15	49.60	0.00	0.04
63410	HOLSTEN O%	330	4.93	1.24	41.30	0.05	0.24
65450	GUINNESS	275	6.02	1.46	49.60	0.00	0.04
65505	MACKESON NRB	275	5.28	1.35	49.60	0.04	0.28
66850	CELEBRATION ALE	500	15.30	2.62	27.30	0.05	0.27
67000	NEWCASTLE BROWN	550	12.55	2.40	24.80	0.04	0.32
						0.26	1.72
<u>CIDER & PERRIES</u>							
74805	SMIRNOFF ICE	275	11.25	2.30	49.60	0.04	0.08
75805	WOODPECKER	275	7.49	1.58	49.60	0.04	0.16
						0.08	0.24
<u>TOTALS</u>						7.23	44.23

AUDIT REPORT

HOUSE NAME : **SAMPLE SINGLE BAR**
ANY TOWN, ANY COUNTY

DATE : 02/04/08

STOCK AUDIT by Paul Steele FILSA
0871 425 0123/07094 200 400

REF : S99/139

END OF MONTH VALUATION

Value of stock on hand as at close of business 31/03/08 - £5297.86

ULLAGE AWAITING RETURN

10 gallons Orangeboom in cellar awaiting uplift.


STOCK AWAITING PAYMENT

A few bar bills owed.

STOCK AWAITING CREDIT

2x150cl Bells - Matthew Clark
3x75cl House White - Kitchen
1x9 Masterbrew - Shepherd Neame

Signed Auditor



CERTIFICATE OF CASH CHECKED

HOUSE NAME : **SAMPLE SINGLE BAR**
ANY TOWN, ANY COUNTY

DATE : 02/04/08

TIME : _____

STOCK AUDIT by Paul Steele FILSA
 0871 425 0123/07094 200 400

REF : S99/139

CASH RECEIVED

<u>Date</u>	<u>Liquor</u>	<u>Food</u>	<u>G.M.</u>
Sun 30/03/08	584.20	1520.15	
Mon 31/03/08	225.65	800.20	
Tue 01/04/08	298.95	568.65	124.00
<hr/>			
Total Received	1108.80	2889.00	124.00
TOTAL TAKINGS RECEIVED			4121.80
plus Other Income			125.00
plus Cash Float			100.00
plus Cash Introduced			
plus B/fwd from week ending 29/03/08			1023.45
<hr/>			
SUB TOTAL			5370.25

CASH/VOUCHERS ON PREMISES

Cheques	
Credit cards	
Credit vouchers	
£50 notes	
£20 notes	240.00
£10 notes	120.00
£5 notes	45.00
£2/£1 coins	178.00
50p coins	16.50
20p coins	11.40
10p coins	12.90
5p coins	6.55
2p coins	4.28
1p coins	1.35
Till floats	200.00
<hr/>	
Total Cash/Vouchers	835.98

less BANKINGS

<u>Date</u>	<u>Reference</u>	<u>Amount</u>
31/03/08	102556	2500.00
02/04/08	102557	2000.00
<hr/>		
SUB TOTAL		4500.00
SUB TOTAL		870.25

less PETTY CASH

<u>Date</u>	<u>Description</u>	<u>Amount</u>
31/03/08	Cleaning Mts	16.24
01/04/08	Window Clean	18.00
<hr/>		
TOTAL CASH EXPECTED		34.24
CASH ON PREMISES		836.01
		835.98
<hr/>		
CASH DEFICIENCY		0.03

I certify that all monies due have been presented and have been checked on the date and time stated above.

Signed Manager _____

Print Name _____

I agree that this certificate is correct and that I have checked and received cash/ vouchers totalling £835.98.

Signed Manager _____

Print Name _____

Signed Auditor  _____

Print Name George W. Bush

DELIVERY SUMMARY

Supplier Name	Delivery Date	Delivery Ref	Purchases at Cost	Credits at Cost	Total at Cost
BOOKER	11/03/06	3644	301.76		301.76
			301.76		301.76
MATTHEW CLARK	02/03/06	0639	315.83		315.83
	07/03/06	1334	161.20		161.20
	14/03/06	2252	114.76		114.76
	21/03/06	3211	151.17		151.17
	28/03/06	4167	202.83		202.83
			945.79		945.79
SHEPHERD NEAME	08/03/06	3657	619.04	46.43	572.61
	15/03/06	4715	534.41	138.47	395.94
	22/03/06	5772	876.75	45.72	831.03
	29/03/06	6812	1442.58		1442.58
			3472.78	230.62	3242.16
SILVER SPRING	07/03/06	0235	47.09		47.09
	14/03/06	0254	120.82		120.82
	21/03/06	6808	132.28		132.28
	28/03/06	6831	149.29		149.29
	28/03/06	6832		26.00	-26.00
			449.48	26.00	423.48
TAVERN SNACKS	02/03/06	0827	13.94		13.94
	16/03/06	0854	59.48		59.48
	16/03/06	0855	5.29		5.29
	30/03/06	5426	45.00		45.00
			123.71		123.71
	TOTALS		5293.53	256.62	5036.91

House Number : S99

House Name : SAMPLE SINGLE BAR
ANY TOWN, ANY COUNTY

Stock Type : Liquor
Organisation : Single Bar

Address : 1 The Hight Street
Any Town
Any County

XX11 1AA

Manager - John Smith
Manager - Jane Doe

Telephone : 01000 111222
John Mobile : 01000 111333
John Fax : 01000 111444

Last Stock : 02/03/08 to 02/04/08 (31 Days)
Stock Auditor : PS

This Stock : 02/04/08 to ____ / ____ / ____ Days

GENERAL NOTES:

Permanent reminders can be placed here.

Check extra spirit cupboard in cellar.

Happy hours every Monday.

AUDIT REPORT FROM LAST STOCKTAKE:

END OF MONTH VALUATION

Value of stock on hand as at close of business 31/03/08 - £5297.86

ULLAGE AWAITING RETURN

10 gallons Orangeboom in cellar awaiting uplift.

STOCK AWAITING PAYMENT

A few bar bills owed.

STOCK AWAITING CREDIT

2x150cl Bells - Matthew Clark
3x75cl House White - Kitchen
1x9 Masterbrew - Shepherd Neame

NOTES FROM LAST STOCKTAKE:

5 gallons Orangeboom O.O.D. awaiting return included in stock count.

Qty/B	GP%	Code	Size	Description	Open/Purc	Cred/Clos	Sales	Cost	Yield	Bar	Selling
	59.6	10350	150	COURVOISIER	1.2		0.7	32.97	60.0	1.60	96.00
	57.9	10400	70	REMY MARTIN VSOP	1.3		NIL	22.58	28.0	2.25	63.00
	66.4	11105	150	BELLS	3.4		0.2	21.44	60.0	1.25	75.00
	65.5	11300	150	FAMOUS GROUSE	2.2		2.1	22.00	60.0	1.25	75.00
	52.6	12650	70	THE MACALLAN	0.4		0.1	19.77	28.0	1.75	49.00
	57.6	13113	70	BUSHMILLS MALT	1.3		NIL	17.70	28.0	1.75	49.00
	68.5	13145	150	JOHN JAMESON	0.1		0.4	24.10	60.0	1.50	90.00
	66.1	13155	70	JOHN JAMESON	1.0		NIL	12.10	28.0	1.50	42.00
	64.9	13280	70	CANADIAN CLUB	0.3		0.1	12.56	28.0	1.50	42.00
	61.6	13310	70	JACK DANIELS	1.9		1.5	13.71	28.0	1.50	42.00
	67.6	13350	70	SOUTHERN COMFORT	1.0		0.4	11.58	28.0	1.50	42.00
	70.0	13480	150	GORDONS	4.3		3.9	19.12	60.0	1.25	75.00
	66.8	13615	150	BACARDI	2.1		0.7	21.21	60.0	1.25	75.00
	66.8	13665	150	CAPTAIN MORGAN	1.6		0.1	21.17	60.0	1.25	75.00
	69.8	13700	70	MORGANS SPICED	1.2		0.5	10.81	28.0	1.50	42.00
	72.6	13985	150	VLADIVAR	2.2		3.3	17.47*	60.0	1.25	75.00
	75.4	14070	70	ARCHERS PEACH	1.7		0.8	8.79	28.0	1.50	42.00
	74.2	14210	70	BAILEYS IRISH CREAM	2.9		0.2	9.21	28.0	1.50	42.00
	55.6	14230	70	BENEDICTINE	1.1		NIL	15.87	28.0	1.50	42.00
	62.0	14610	70	CAMPARI	0.6		0.3	10.88	28.0	1.20	33.60

Qty/B	GP%	Code	Size	Description	Open/Purc	Cred/Clos	Sales	Cost	Yield	Bar	Selling
	72.1	14630	50	CHERRY BRANDY	0.4		NIL	7.12	20.0	1.50	30.00
	62.7	14650	70	COINTREAU	0.4		0.1	13.34	28.0	1.50	42.00
	74.3	14675	70	CREME DE MENTHE	1.0		NIL	9.18	28.0	1.50	42.00
	57.9	14810	70	DRAMBUIE	1.0		NIL	15.05	28.0	1.50	42.00
	61.9	15380	70	GRAND MARNIER	0.9		NIL	13.62	28.0	1.50	42.00
	49.3	16240	50	KUMMEL	2.0		0.1	12.94	20.0	1.50	30.00
	75.5	16600	70	MALIBU	2.0		1.2	8.77*	28.0	1.50	42.00
	71.3	17240	70	PERNOD	0.7		0.3	10.25	28.0	1.50	42.00
	74.0	17260	70	PIMMS NO1	2.2		0.1	9.60	28.0	1.55	43.40
	69.2	18020	70	TIA MARIA	2.2		1.0	11.01	28.0	1.50	42.00
	68.7	20150	75	CINZANO BIANCO	2.4		0.6	4.99*	15.0	1.25	18.75
	68.7	20200	75	DUBONNET	0.5		NIL	5.00	15.0	1.25	18.75
	71.3	20750	75	MARTINI EXTRA DRY	0.2		0.6	4.58	15.0	1.25	18.75
	72.1	20765	150	MARTINI ROSSO	0.8		0.1	8.91	30.0	1.25	37.50
	60.8	24050	75	TODDS V.C.	3.2		2.2	6.25	15.0	1.25	18.75
	70.8	25150	75	CROFT ORIGINAL	1.0		0.1	6.70	15.0	1.80	27.00
	64.8	25200	75	HARVEYS BRISTOL	1.2		0.2	8.09	15.0	1.80	27.00
	71.5	25300	75	HARVEYS CLASSIC	0.6		0.2	6.56	15.0	1.80	27.00
	71.3	26200	75	HARVEYS DUNE	0.6		NIL	6.60	15.0	1.80	27.00

Qty/B	GP%	Code	Size	Description	Open/Purc	Cred/Clos	Sales	Cost	Yield	Bar	Selling
	LOSS	28050	20	ANGOSTURA BITTERS	1.0		NIL	4.05	1.0		
76.7		28950	70	STONES GINGER WINE	1.4		0.1	3.88	28.0	0.70	19.60
		31000H ###		RESTAURANT WINES			NIL		1.0		
46.3		31010	75	CATTIER	13.0		13.0	10.80	1.0	23.65	23.65
50.8		31020	75	CONDE DE CARALT	15.0		12.0	5.17	1.0	12.35	12.35
45.9		31030	75	FLEURIE	21.0		1.0	6.52*	1.0	14.15	14.15
52.8		31040	75	CHATEAU CLUZAN	8.0		8.0	4.18	1.0	10.40	10.40
53.5		31050	75	COTES DU RHONE	15.0		6.0	4.99	1.0	12.60	12.60
48.6		31085	75	MACON LUGNY	19.0		5.0	5.40	1.0	12.35	12.35
46.4		31095	75	TIMARA SAUVIGNON	16.0		42.0	4.72	1.0	10.35	10.35
51.6		31108	75	BOONABURRA CHARD.	22.0		4.0	4.14	1.0	10.05	10.05
50.3		31120	75	EL COTA CRIANZA	11.0		50.0	5.31	1.0	12.55	12.55
55.2		31145	75	BOONABURRA SHIRAZ	17.0		31.0	4.14*	1.0	10.85	10.85
53.0		31155	75	CARMEN MERLOT	3.0		22.0	4.54	1.0	11.35	11.35
55.5		31275	75	FRASCATI SUPERIORE	6.0		8.0	3.73	1.0	9.85	9.85
44.1		31435	75	POUILLY FUME	22.0		14.0	6.75	1.0	14.20	14.20
52.1		31490	75	PAREE WHITE	29.2		35.8	3.06	1.0	7.50	7.50
52.1		32035	75	PAREE MEDIUM	7.1		8.4	3.06	1.0	7.50	7.50
51.4		32040	150	PAREE WHITE	15.8		32.6	6.12	8.0	1.85	14.80

Qty/B	GP%	Code	Size	Description	Open/Purc	Cred/Clos	Sales	Cost	Yield	Bar	Selling
	47.2	32100	75	PAREE MERLOT	41.5		49.9	3.37	1.0	7.50	7.50
		33000H		WINE OF THE MONTH			NIL		1.0		
	52.5	35290	75	TERRA ANDINA ROSE			4.2	3.96	4.0	2.45	9.80
	63.4	35380	75	ETCHART CHARDONNAY			7.5	2.99	4.0	2.40	9.60
	45.0	35390	75	ETCHART CAB.SAUV.			12.5	4.49*	4.0	2.40	9.60
	52.0	35400	75	TWIN OAKS WHITE	17.1		6.9	4.49*	4.0	2.75	11.00
	52.0	35410	75	TWIN OAKS RED	28.9		31.1	4.49*	4.0	2.75	11.00
	59.2	35420	75	KELLYS REVENGE	-3.0		15.0	3.40*	4.0	2.45	9.80
	46.1	39000	100	MULLED WINE	3.0		5.5	6.18	5.5	2.45	13.48
36.0	64.8	43551	GAL	MASTERBREW	71.0		129.5	5.18*	8.0	2.16	17.28
36.0	62.6	52950	GAL	MILD	7.0		7.0	5.15	8.0	2.02	16.16
36.0	64.4	53562	GAL	MASTERBREW SMOOTH	2.0		8.0	5.43	8.0	2.24	17.92
36.0	59.2	55600	GAL	TETLEY SMOOTH	12.0		10.0	6.05*	8.0	2.18	17.44
36.0	60.9	56450	GAL	HURLIMANN	20.0		22.0	6.98	8.0	2.62	20.96
36.0	60.6	56800	GAL	ORANGEBOOM	25.0		50.0	6.33	8.0	2.36	18.88
36.0	60.3	56900	GAL	STEINBOCK	13.0		20.0	6.06	8.0	2.24	17.92
36.0	58.5	59501	GAL	GUINNESS	11.0		22.0	7.69*	8.0	2.72	21.76
36.0	56.8	59600	GAL	MURPHYS	9.0		10.0	7.47	8.0	2.54	20.32

Qty/B	GP%	Code	Size	Description	Open/Purc	Cred/Clos	Sales	Cost	Yield	Bar	Selling
49.6	58.0	60790	275	SHEP.NEAME LIGHT	4:10		4:1	5.15	12.0	1.20	14.40
41.3	53.4	63055	330	BUDWEISER	2:0		0:7	10.58	12.0	2.22	26.64
49.6	54.0	63405	275	HOLSTEN PILS NRB	1:1		0:5	10.10	12.0	2.15	25.80
41.3	61.1	63410	330	HOLSTEN 0%	1:9		3:3	4.93	12.0	1.24	14.88
49.6	59.6	65450	275	GUINNESS	0:5		0:3	6.02	12.0	1.46	17.52
49.6	61.7	65505	275	MACKESON NRB	3:2		1:6	5.28	12.0	1.35	16.20
27.3	42.8	66850	500	CELEBRATION ALE	1:8		0:8	15.30	12.0	2.62	31.44
24.8	48.8	67000	550	NEWCASTLE BROWN	1:0		1:5	12.55*	12.0	2.40	28.80
49.6	62.0	73805	275	RED SQUARE	1:11		2:4	8.93	12.0	2.30	27.60
49.6	52.1	74805	275	SMIRNOFF ICE	1:5		1:1	11.25	12.0	2.30	27.60
49.6	53.6	75805	275	WOODPECKER	2:10		1:11	7.49*	12.0	1.58	18.96
	67.2	80140	125	SCHWEPPE MIXERS	21:5		22:0	2.35	12.0	0.70	8.40
	70.2	80240	125	SCHWEPPE JUICES	15:3		1:11	2.56	12.0	0.84	10.08
	54.8	80996	275	APPLETISER	2:0		0:5	6.00	12.0	1.30	15.60
	59.1	81100	275	BRITVIC J2O	19:5		14:7	5.43	12.0	1.30	15.60
	59.0	82300	200	COKE/DIET	4:8		1:3	3.65	12.0	0.87	10.44
	72.9	82445	330	HIGHLAND SPRING	2:8		5:5	2.50	12.0	0.90	10.80
	64.9	82450	330	H.SPRING SPARKLING	3:3		2:1	3.23	12.0	0.90	10.80

Qty/B	GP%	Code	Size	Description	Open/Purc	Cred/Clos	Sales	Cost	Yield	Bar	Selling
	100.0	83561	500	PERF.CLEAR (FOC)	1:6		0:11		12.0	0.87	10.44
	64.5	84190	200	SCH.SLIM ORANGE	5:10		2:8	3.52	12.0	0.97	11.64
	69.1	84220	200	SCHWEPPE'S JUICES	5:11		6:3	3.85	12.0	1.22	14.64
	74.0	85150	330	COKE/DIET SC	12:2		19:5	2.50	12.0	0.94	11.28
	68.0	86400	100	HIGHLAND SPRING	0:6		1:4	5.89	12.0	1.80	21.60
	88.8	86510	100	LEMONADE/G.BEER	2:7		2:1	3.00	42.0	0.75	31.50
	68.7	97000	100	SQUASH/CORDIAL	17.5		17.0	0.80*	20.0	0.15	3.00
	84.0	98550	100	POSTMIX COLA/LEMON	49.5		55.5	2.14	21.0	0.75	15.75
	71.4	98600	100	POST.ORANGE JUICE	17.0		20.0	4.90*	17.5	1.15	20.13
	64.8	100050	DOZ	MATCHES	4:4		1:4	0.36	12.0	0.10	1.20
	15.7	103149	5	HAMLET	23:0		9:0	2.44	1.0	3.40	3.40
	15.7	103150	EA	HAMLET	144:0		62:0	0.49	1.0	0.68	0.68
	15.1	103210	EA	H.W.HALF CORONA	18:0		48:0	0.90	1.0	1.24	1.24
	6.4	105000	20	BENSON & HEDGES	23:0		5:0	3.98	1.0	5.00	5.00
	6.4	105010	20	SILK CUT PURPLE	19:0		18:0	3.98	1.0	5.00	5.00
	14.4	110100	DOZ	CASHEW NUTS	0:9		0:11	4.20	12.0	0.48	5.76
	29.2	110200	DOZ	CRISPS (ROUGH CUT)	12:3		5:3	2.53	12.0	0.35	4.20

LIQUOR TRADING ACCOUNT

GROUP	Sales Ratio%	Group GP%	Sales Barrelge	Revalued Opening Stk	Purchases	Credits	Closing Stock	Sales at Cost Price	Bar Sales at Cost Price	Days Stock
SPIRITS	14.9	70.7		1497.22	547.58	23.37	1585.06	436.32	450.89	51
FORTIFIED WINE	1.1	79.9		150.17	1.58		120.15	31.60	30.97	53
TABLE WINE	13.3	67.1		1398.39	177.01	11.10	1173.51	390.80	390.80	42
CASK BEER	5.5	64.0		292.62	159.39		289.18	162.83	162.83	25
KEG BEER	14.2	65.6		670.17	1450.53	50.05	1654.90	415.75	415.75	56
PACKAGED BEER	29.3	51.7		2977.83	1115.37	30.42	3203.23	859.55	858.18	52
CIDER	8.7	61.5		545.52	246.36		536.26	255.62	256.37	29
MINERALS	7.0	73.1		870.63	108.48	11.28	762.49	205.36	205.36	52
POSTMIX	3.9	82.6		495.51	127.62		507.28	115.85	115.85	61
TOBACCO	0.6	7.5		29.34	65.00		76.76	17.58	17.58	61
CRISPS, NUTS, SNACKS	1.3	51.8		53.58	17.84		33.73	37.68	37.68	13
SUNDRIES	0.2	LOSS			5.75			5.75	5.75	
CONTAINER DEPOSITS	0.0			73.76	215.68	39.00	250.52	-0.07		
	100.0		9.35	9054.74	4238.19	165.22	10193.07	2934.63	2948.02	49

BAR RESULTS

BAR	Takings Incl. VAT	Takings Excl. VAT	Gross Profit	Est GP %	Actual GP %	Sales Barrelage	Surplus	Shortage	%age +/-	Allowances Incl VAT
LOUNGE/RESIDENTS BAR	5751.25	4894.68	3276.86	67.3	66.9	6.16		66.51	-1.2	-76.81
CHARLIE'S RESTAURANT	4225.23	3595.94	2293.83	63.3	63.8	3.05	54.62		1.3	32.55
NIGHT PORTER	95.30	81.11	53.03	46.8	65.4	0.14	33.25		34.9	
							87.87	66.51	0.2	-44.26
CELLAR DIFFERENCES			13.39			0.00	59.51			
FINAL TOTALS	10071.78	8571.73	5637.10	65.5	65.8	9.35	147.38	66.51		
							66.51			
							80.87		0.8% OF SALES	

SAMPLE REPORT ONLY

This area can be used to add any comments you may have about the stock result.

In the case of multi-bar houses, you can make separate comments on both the Trading Account and each bar.

YEAR TO DATE FROM 02/02/93

TAKINGS Incl VAT	10071.78
TAKINGS Excl VAT	8571.73
GROSS PROFIT	5637.10 65.8%
RESULT SURPLUS	80.87 0.8%

CELLAR DIFFERENCES

Item Code	Description	Size	Cost Price	Selling Price	<----- O V E R ----->			<----- S H O R T ----->		
					Quantity	Cost	Selling	Quantity	Cost	Selling
10000	ASBACH URALT	150	15.60	75.60				1.0	15.60	75.60
10001	ASBACH URALT	150	15.40	75.60	1.0	15.40	75.60			
10011	ASBACH URALT	70	9.50	34.80	1.0	9.50	34.80			
10301	CORDONNIER	68	5.27	32.20	1.0	5.27	32.20			
23081	KINGS OAK BRITISH	70	1.58	15.23				0.4	0.63	6.09
64106	BROOKLYN NRB	355	9.44	21.60				0:1	0.79	1.80
64759	RED STRIPE NRB	275	6.99	14.40				0:1	0.58	1.20
72401	GAYMERS K NRB	275	9.00	19.20	0:1	0.75	1.60			
150100	CASES	SGL	1.00		2:0	2.00				
151052	SMALL BOTTLES	DOZ	0.52					3:0	1.56	
151073	PINT BOTTLES	DOZ	0.73					0:6	0.37	
					-----		-----		-----	
						32.92	144.20		19.53	84.69
						19.53	84.69			
						13.39	59.51			

SECTION	Days Stock	Sales Ratio	Gross Profit%	Consumption at Cost	Estimated Receipts	Sales Barrelage	Stock on Hand at Cost	Purchases at Cost	Credits at Cost
SPIRITS	51	14.9	70.7	436.32	1747.15 *		1585.06	547.58	23.37
FORTIFIED WINE	53	1.1	79.9	31.60	184.80 *		120.15	1.58	
TABLE WINE	42	13.3	67.1	390.80	1395.58 *		1173.51	177.01	11.10
CASK BEER	25	5.5	64.0	162.83	531.12 *	1.58	289.18	159.39	
KEG BEER	56	14.2	65.6	415.75	1421.60 *	3.31	1654.90	1450.53	50.05
PACKAGED BEER	52	29.3	51.7	859.55	2093.02 *	3.11	3203.23	1115.37	30.42
CIDER	29	8.7	61.5	255.62	779.84 *	1.35	536.26	246.36	
MINERALS	52	7.0	73.1	205.36	895.91 *		762.49	108.48	11.28
POSTMIX	61	3.9	82.6	115.85	783.51 *		507.28	127.62	
TOBACCO	61	0.6	7.5	17.58	22.32 *		76.76	65.00	
CRISPS, NUTS, SNACKS	13	1.3	51.8	37.68	91.80 *		33.73	17.84	
SUNDRIES	0	0.2	LOSS	5.75				5.75	
CONTAINER DEPOSITS	0	0.0		-0.07			250.52	215.68	39.00
	49	100%	65.3	2934.63	9946.65 *	9.35	10193.07	4238.19	165.22

ADJUSTMENTS 2.5% OF TAKINGS

256.62 *

ALLOWANCES 2.1% OF TAKINGS

10203.27 *

212.36 *

9990.91 *

ANALYSIS OF CREDITS

RETURNED	89.05
TO FOOD	4.38
TO KINGS ARMS	26.68
TO QUEENS HEAD	25.83
TO PRINCES ELBOW	19.28
	<hr/>
	165.22

NOTES

AUDITOR - PS
 CURRENCY - £
 VAT @ 17.5%
 * INCLUDING VAT
 GP% EXCLUDES VAT
 RATIO% AT COST

ESTIMATED RECEIPTS EXCL. VAT 8502.90

CONSUMPTION AT COST EXCL. VAT 2934.63

65.5% PROFIT ESTIMATED GROSS PROFIT EXCL. VAT 5568.27

ACTUAL RECEIPTS EXCL. VAT 8571.73

CONSUMPTION AT COST EXCL. VAT 2934.63

65.8% PROFIT ACTUAL GROSS PROFIT EXCL. VAT 5637.10

ACTUAL RECEIPTS INCL. VAT 10071.78

ESTIMATED RECEIPTS INCL. VAT 9990.91

0.8% OF SALES RESULT SURPLUS INCL. VAT 80.87

TILL RECONCILIATION 5.92 SHORT

YEAR TO DATE FROM 02/02/93

TAKINGS Incl VAT	10071.78
TAKINGS Excl VAT	8571.73
GROSS PROFIT	5637.10 65.8%
RESULT SURPLUS	80.87 0.8%

FOOD TRADING ACCOUNT

Analysis of PURCHASES

B ANDERTON	2710.16
COOKSON	1763.60
GORNALL	808.02
ORCHARD	781.34
MARTIN BROWN	643.27
CIBORIO	564.51
ALIVINI	540.56
TOTAL FOOD	485.18
G & O FOODS	480.06
THOMAS MOSS	370.10
J ELPHICK	349.60
LATHAMS	257.50
PETTY CASH	198.58
CHAMP CHICKEN	189.39
FREDERICKS	186.46
ICE CREAM LOGISTICS	142.48
PRESTON OILS	96.00
ELSWICK QUALITY MEAT	50.10
BAR	35.75
	<hr/>
	10652.66

OPENING STOCK 03/04/07	6567.39
PURCHASES	10652.66
	<hr/>
	17220.05
CREDITS	823.04
	<hr/>
	16397.01
CLOSING STOCK 02/05/07	6648.65
	<hr/>
CONSUMPTION AT COST	9748.36
TAKINGS (incl VAT)	41749.05
less VAT @ 17.5%	6217.94
	<hr/>
	35531.11

Analysis of CREDITS

COOKSON	418.70
BAR	324.94
B ANDERTON	79.40
	<hr/>
	823.04

CONSUMPTION AT COST	9748.36
	<hr/>
72.6% GROSS PROFIT	25782.75
(before allowances)	
	<hr/>
74.0% GROSS PROFIT	
(after allowances)	

Analysis of ALLOWANCES

WASTAGE	500.00 @ cost
---------	---------------

STOCKHOLDING 20 days

<u>YEAR to DATE FROM 01/11/06</u>		
TAKINGS Incl VAT	288755.57	
TAKINGS Excl VAT	245749.42	
GROSS PROFIT	176965.31	72.0%

Description	Size	Cost Price	Closing Stock	Valuation at Cost
-------------	------	------------	---------------	-------------------

MEAT

BLACK PUDDING STICKS	EAC	1.160	6.0	6.96
CHICKEN BREASTS SMOKED	KGS	13.100	5.0	65.50
CHICKEN FILLETS	KGS	4.170	11.5	47.96
CHICKEN LIVERS	KGS	0.880	8.0	7.04
CHICKEN WINGS	KGS	1.530	8.0	12.24
DUCK BREAST	KGS	10.500	2.5	26.25
DUCK BREAST SMOKED	KGS	15.500	5.0	77.50
LAMB SHANKS	EAC	2.590	8.0	20.72
PANCETTA	KGS	6.840	5.5	37.62
PARMA HAM (7KG AV WEIGHT)	EAC	63.000	1.7	107.10
PATE	KGS	2.600	10.0	26.00
PEPPERONI PICANTE SLICED 600GR	PKT	4.350	10.0	43.50
PORK RIBS	KGS	2.180	12.0	26.16
PORK TENDERLOIN	KGS	6.840	6.0	41.04
SALAMI	KGS	6.070	10.0	60.70
SALAMI : BRESAOLA	KGS	16.570	3.6	59.65
SALAMI : MORTADELLA BOLOGNETTA	KGS	2.950	1.5	4.43
SPALLA MARGHE (6.4KG EA)	BAG	25.600	2.0	51.20
SPECK	KGS	5.000	2.6	13.00
STEAK FILLET (ANDERTONS)	KGS	15.880	16.5	262.02
STEAK SIRLOIN	KGS	6.840	17.0	116.28
STEAK T BONE	EAC	3.260	14.0	45.64
TRIMMINGS VARIOUS	KGS	3.000	54.0	162.00
VEAL	KGS	8.800	3.0	26.40

1346.90

FISH

CLAMS	KGS	9.900	2.0	19.80
CRAYFISH TAILS IN BRINE 1.5KG	TUB	17.250	8.7	150.08
CREVETTES/LANGOUSTINES 2KG	BOX	24.800	3.3	81.84
MONKFISH	KGS	10.500	1.0	10.50
MUSSELLS	KGS	3.600	3.5	12.60
MUSSELLS HALF SHELL	KGS	4.990	3.0	14.97
PRAWNS 2.5KG	BAG	13.750	7.8	107.25
PRAWNS KING 1.8KG	BOX	15.000	4.5	67.50
SALMON FILLETS	KGS	8.950	9.3	83.24
SALMON SMOKED SLICED 20 X 25GR	PKT	7.750	8.5	65.88
SCALLOPS 2KG	BOX	39.950	1.0	39.95
SEA BASS	KGS	5.000	22.0	110.00
SQUID TUBES	KGS	6.750	11.0	74.25
SWORD FISH	KGS	9.950	2.0	19.90
TROUT HOT SMOKED	KGS	4.800	1.0	4.80
TUNA LOIN	KGS	10.950	2.7	29.57

892.11

Description	Size	Cost Price	Closing Stock	Valuation at Cost
<u>FROZEN FOOD</u>				
CHEESECAKE FOREST FRUITS X 12	BOX	13.340	2.4	32.02
CHIPS 4 X 2.5KG	BOX	10.350	1.2	12.42
CHOCOLATE JUNKYARD X 12	BOX	13.350	2.2	29.37
FUNGHI PORCINI 8KG (PRIV STOCK	BOX	0.000	21.0	0.00
ICE CREAM:LUXURY	5LT	10.400	10.0	104.00
ICE CREAM:VANILLA	5LT	7.300	6.0	43.80
ICES MARTI X 12	BOX	11.600	4.5	52.20
ICES PUNKY X 12	BOX	9.850	4.0	39.40
LEMON SORBET SHELLS X 6	BOX	10.460	3.4	35.56
PINEAPPLE SHELLS X 12	EAC	15.710	1.3	20.42
SUMMER FRUITS 1KG	BAG	4.010	10.0	40.10
				409.29
<u>BAKERY PRODUCTS</u>				
BREAD : SLICED WHITE/BROWN	EAC	0.790	33.0	26.07
CHOCOLATE FUDGE BATON	EAC	6.900	0.3	2.07
COFFEE RENOIR	EAC	8.400	0.3	2.52
PAVLOVA	EAC	7.800	0.5	3.90
PROFITEROLLES X 175	BOX	10.850	1.2	13.02
TIRAMISU HOME-MADE	EAC	4.000	1.1	4.40
				51.98
<u>JARS & BOTTLES</u>				
CAPERS 720GR	JAR	3.880	2.0	7.76
CHILLI JAM 1.4KG	JAR	11.520	5.8	66.82
CRANBERRY SAUCE	HGL	7.990	2.0	15.98
DESERT SAUCE 600GR	BOT	3.090	11.5	35.54
ESSENCES/FLAVOURINGS	HLT	2.990	2.0	5.98
FRUIT PUREE VARIOUS	LTR	5.130	7.0	35.91
GHERKINS 3.8LT	TUB	10.220	1.0	10.22
GOLDEN SYRUP	7KG	11.960	1.0	11.96
GRAVY BROWNING	LTR	3.760	3.0	11.28
HORSERADDISH	HGL	6.830	0.5	3.42
LEMON CURD 3.18KG	TUB	5.890	0.2	1.18
LOBSTER BISQUE 1.5KG	TUB	18.900	0.7	13.23
MAYONNAISE 10LT	TUB	11.960	3.2	38.27
MINT SAUCE	HGL	6.190	0.5	3.10
MUSTARD DIJON	2LT	8.320	1.5	12.48
MUSTARD ENGLISH	2LT	8.320	0.2	1.66
MUSTARD FRENCH	2LT	8.320	3.7	30.78
OIL : ECONOMY 20LTR	TIN	12.000	4.0	48.00
OIL : OLIVE	5LT	18.600	1.2	22.32
PEPPERCORNS IN BRINE 175GR	TIN	1.410	17.0	23.97
SAUCE OYSTER	LTR	3.990	1.8	7.18
SAUCE SOY	2LT	5.500	4.0	22.00
SAUCE SWEET CHILLI 375ML	BOT	2.110	5.5	11.61
SAUCE TABASCO 57ML	BOT	1.650	1.0	1.65

Description	Size	Cost Price	Closing Stock	Valuation at Cost
<u>JARS & BOTTLES Contd.</u>				
SAUCE TOMATO HEINZ	HGL	6.190	5.0	30.95
SAUCE WORCESTER 290ML	BOT	1.910	1.8	3.44
VINEGAR BALSAMIC	HLT	1.310	10.7	14.02
VINEGAR BALSAMIC	5LT	6.500	0.4	2.60
VINEGAR WINE	BOT	0.900	0.3	0.27
				493.56
<u>DRY GOODS</u>				
ANCHOVIES 700GR	TIN	4.360	3.0	13.08
APRICOTS DRIED	KGS	4.780	1.0	4.78
ARTICHOKE HEARTS 400GR	TIN	0.990	39.0	38.61
ARTICHOKE IN OIL 1.9KG	TUB	10.180	1.0	10.18
ASPARAGUS SAUCE 810GR	TIN	3.000	10.0	30.00
BISCUITS CHEESE	BOX	6.210	2.0	12.42
BISCUITS ORO CAFFE X 1000	BOX	11.400	3.3	37.62
BOUDOIR FINGERS 20 X 200GR	BOX	7.740	0.8	6.19
BREADCRUMBS 3KG	BAG	5.540	3.5	19.39
BRODO EXTRACT 1KG	TUB	2.070	1.0	2.07
CACAO AMORO 1KG	BAG	5.530	0.7	3.87
CHOCOLATE CALEBAUT 5KG	PKT	26.310	0.5	13.16
CHOCOLATE CALEBAUT WHITE 2.5KG	BAG	16.990	1.0	16.99
CHOCOLATE SCOTBLOC 3KG	PKT	8.980	0.5	4.49
COCOA 1.5KG	TIN	12.000	0.6	7.20
COFFEE BEANS 1KG	BAG	5.500	26.0	143.00
COFFEE INSTANT DECAF 500GR	TIN	15.030	1.7	25.55
CORN MAIS DOLCE 300GR	BOX	0.680	29.0	19.72
CORNFLOUR 3.5KG	BAG	4.990	0.6	2.99
DRINKING CHOCOLATE 2KG	TIN	11.990	1.5	17.99
FLOUR 25KG	BAG	13.330	5.5	73.32
GELATINE LEAF 500GR	BOX	10.500	0.3	3.15
HOT DOGS X 20	TIN	2.920	4.5	13.14
JAM 3LB	TUB	2.000	1.0	2.00
LENTILS 400GR	TIN	0.210	15.0	3.15
LOLLIES X 120	BOX	6.290	4.3	27.05
MINT IMPERIALS 3KG	BAG	8.970	2.2	19.73
OLIVES BLACK PITTED 5KG	TIN	4.790	6.0	28.74
OLIVES GREEN 4.25KG	TIN	4.790	5.0	23.95
PASTA : EX ORCHARD	CSE	18.000	63.0	1134.00
PASTA : FETTUCINE 500GR	PKT	1.370	22.0	30.14
PASTA : FUSILLI 500GR	PKT	0.590	3.0	1.77
PASTA : LASAGNE ALL UOVO 500GR	PKT	1.020	39.0	39.78
PASTA : LASAGNE VERDI 500GR	PKT	1.120	4.0	4.48
PASTA : PENNE 500GR	PKT	0.510	21.0	10.71
PASTA : RIGATONI 500GR	PKT	0.590	1.0	0.59
PASTA : SPAGHETTI 500GR	PKT	0.490	23.0	11.27
PASTA : TAGLIATELLE 500G	PKT	0.910	14.0	12.74
PEAS MARROWFAT X 3KG	BAG	3.650	1.0	3.65
PINEAPPLE SLICES 850GR	TIN	1.080	19.5	21.06
PINENUTS 1KG	BAG	15.010	1.0	15.01

Description	Size	Cost Price	Closing Stock	Valuation at Cost
-------------	------	------------	---------------	-------------------

DRY GOODS Contd.

POLENTA 500GR	BAG	0.670	7.0	4.69
POLYPOTS : CHILLI CRUSHED 300G	EAC	1.330	4.0	5.32
POLYPOTS : HERBS & SPICES	EAC	1.100	7.0	7.70
POLYPOTS : PEPPERS ETC	EAC	4.500	5.0	22.50
RICE LONG GRAIN 5KG	BAG	13.490	2.5	33.73
RICETTA TUTTO SAPORE 1KG	BOX	3.420	4.5	15.39
SALT 25KG	BAG	4.770	1.0	4.77
SALT SEA 1KG	TUB	0.610	11.0	6.71
SEMOLINA 5KG	BAG	6.820	3.0	20.46
SUGAR 25KG	BAG	24.970	0.8	19.98
SUGAR DEMARRERA	3KG	5.680	1.0	5.68
SUGAR ICING 3KG	BAG	4.280	2.0	8.56
SUGAR PORTIONS X 1000	BOX	5.840	1.7	9.93
TEA BAGS 1100	BAG	19.500	0.2	3.90
TOMATOES CHERRY 800GR	TIN	1.540	40.0	61.60
TOMATOES CRUSHED 4KG	TIN	2.110	23.0	48.53
TOMATOES SUN DRIED 1KG	TUB	5.030	2.0	10.06
TUNA 1.88KG	TIN	4.800	8.0	38.40
WAFERS FLORENTINE	TIN	15.780	0.2	3.16
YEAST	KGS	1.430	1.0	1.43

2241.21

DAIRY PRODUCE

BUTTER 250GR	PKT	0.650	40.0	26.00
BUTTER PORTIONS X 100	BOX	2.860	2.0	5.72
CHEESE BRIE	KGS	3.950	5.0	19.75
CHEESE CHEDDAR MATURE	KGS	3.160	3.0	9.48
CHEESE DOLCELATE	KGS	6.960	1.5	10.44
CHEESE EMMENTHAL SLICES X 50	KGS	4.500	1.0	4.50
CHEESE FILANTE	KGS	6.500	1.0	6.50
CHEESE GOATS LOG	KGS	4.740	5.0	23.70
CHEESE MASCARPONE 1.5KG	TUB	6.180	1.0	6.18
CHEESE MOZZERELLA 125GR	PKT	0.690	21.0	14.49
CHEESE MOZZERELLA BLOCK	KGS	7.600	2.0	15.20
CHEESE MOZZERELLA GRATED 2KG	BAG	5.330	9.0	47.97
CHEESE PARMESAN BLOCK	KGS	10.800	13.0	140.40
CHEESE STILTON	KGS	5.720	2.8	16.02
CREAM WHIPPING	2LT	3.020	5.0	15.10
EGG WHITE/YOLKS 1KG	TUB	3.980	2.0	7.96
EGGS	DOZ	0.840	6.4	5.38
MARGARINE 2KG	TUB	1.940	5.5	10.67
MILK	2LT	0.980	11.0	10.78

396.23

Description	Size	Cost Price	Closing Stock	Valuation at Cost
-------------	------	------------	---------------	-------------------

FRESH FRUIT

AVOCADOS	EAC	0.340	16.0	5.44
BLACKBERRIES	PNT	1.800	2.0	3.60
BLUEBERRIES	PNT	1.800	2.0	3.60
LEMONS	CSE	7.000	1.0	7.00
LIMES	CSE	8.000	1.0	8.00
MELONS GALIA	EAC	0.880	9.0	7.92
MELONS HONEYDEW	EAC	1.120	4.0	4.48
ORANGES	CSE	8.000	0.3	2.40
RASPBERRIES	PNT	1.500	2.0	3.00
REDCURRANTS	PNT	3.400	3.0	10.20
STRAWBERRIES 500GR	PNT	1.100	2.0	2.20

57.84

FRESH VEGETABLES

ASPARAGUS TIPS	BN	2.000	5.0	10.00
AUBERGINES	CSE	6.000	1.0	6.00
BASIL 500GR	PKT	5.000	1.0	5.00
CABBAGE PREPPED	KGS	1.100	7.5	8.25
CARROTS 12.5KG	BAG	4.200	1.0	4.20
CARROTS PREPPED	KGS	0.780	10.0	7.80
CELERY HEAD	EAC	0.500	12.0	6.00
CHILLIES	BOX	6.000	0.8	4.80
COURGETTES	BOX	5.800	0.5	2.90
CUCUMBER	EAC	0.600	6.0	3.60
FENNEL	CSE	4.800	1.0	4.80
GARLIC 5KG	BAG	8.000	1.0	8.00
HERBS FRESH	PKT	0.700	8.0	5.60
LEEKS	CSE	3.600	0.3	1.08
LETTUCE : ENDIVE	EAC	1.100	19.0	20.90
LETTUCE : LOLLO ROSSO	EAC	0.630	12.0	7.56
LETTUCE : RADICCHIO	EAC	0.530	8.0	4.24
LETTUCE : ROQUETTE 500GR	PKT	4.500	1.0	4.50
MUSHROOMS 6LB	CSE	5.000	10.0	50.00
ONIONS	BAG	22.000	1.4	30.80
PARSLEY	KGS	8.000	1.0	8.00
PEPPERS	KGS	3.200	7.5	24.00
POTATOES PREPPED	KGS	0.550	5.0	2.75
SPINACH 250GR	PKT	0.900	4.0	3.60
SPRING ONION BUNCH	EAC	0.300	24.0	7.20
TOMATOES	CSE	9.000	2.5	22.50
TOMATOES CHERRY	CSE	7.500	0.7	5.25

269.33

Description	Size	Cost Price	Closing Stock	Valuation at Cost
<u>LIQUOR</u>				
BRANDY	BOT	6.220	6.9	42.92
MARSALA	BOT	3.540	4.0	14.16
Q C RUBY	BOT	3.290	0.3	0.99
WINE 1.5LT	BOT	4.650	1.0	4.65
WINE FOC	BOT	0.000	40.0	0.00
				62.72
<u>SAUCES ETC MADE UP</u>				
CANNELLONI STUFFING	KGS	5.600	32.0	179.20
DEMI GLACE	LTR	0.830	20.0	16.60
LASAGNE PORTIONS	EAC	0.500	84.0	42.00
PIZZA DOUGH BALLS	EAC	0.100	20.0	2.00
SAUCE BECHAMEL	LTR	0.780	10.0	7.80
SAUCE BOLOGNAISE	LTR	0.620	54.0	33.48
SAUCE BOSCAIOLA	LTR	2.450	4.0	9.80
SAUCE CHEESE	LTR	0.800	10.0	8.00
SAUCE DIANE	LTR	0.400	20.0	8.00
SAUCE DUCK	LTR	0.500	2.0	1.00
SAUCE NAPOLINI	LTR	0.380	5.0	1.90
SAUCE PEPPER	LTR	0.420	10.0	4.20
SAUCE RIB	LTR	2.080	30.0	62.40
SAUCE STILTON	LTR	0.600	2.0	1.20
SAUCE SUPREME/CREAM	LTR	0.240	10.0	2.40
SOUP	LTR	0.500	15.0	7.50
				387.48
<u>CASH VALUES</u>				
DRY GOODS	VAL	1.000	10.0	10.00
FRIDGE	VAL	1.000	30.0	30.00
				40.00
TOTAL STOCK ON HAND AT COST				6648.65